

White Paper XXX

Experimento de Transmisión Global de Intención sobre el Autismo: Parte I

A los cuatro meses de un programa de doce

por

W.A. Tiller, Ph.D., S. Miller, M.Ed., C.C.C. and C.R. Reed, Ph.D. and J. Yotopoulos

Resumen

Objetivos: Los objetivos de este estudio de un año en el punto de 4 meses fueron:

- (1) Transmitir información simultánea y globalmente en forma de intenciones específicas a cuarenta y cuatro niños diagnosticados con autismo y sus padres ubicados físicamente en las direcciones de sus correos postales, alrededor del mundo;
- (2) apoyar de manera significativa la integración de estos niños en el funcionamiento del espacio-tiempo y reducir y/o eliminar el estrés de los padres durante este proceso de transformación y
- (3) permitir que ocurran estos cambios humanos beneficiosos a un costo notablemente reducido.

Diseño:

Se pidió a cada padre que completara un test de Zung (Lista de chequeo para la auto evaluación del nivel de ansiedad y depresión) y una ATEC (Lista de chequeo para la evaluación del tratamiento del autismo en niños) como referencia. Los padres también envían mensualmente formularios de Zung y ATEC, tanto de forma anecdótica como trazados de nivel de 4 meses, que se presentan mas adelante resumidos de forma estadística. Nuestro análisis se divide en los siguientes grupos de edad: Nacimiento a 3 años, 4-7 años, 8-12 años, 13-20 años y mayores de 20 años.

Resultados:

- (1) La fecha de inicio de emisión fue el 12/03/2012. El 12/04/2012, un niño australiano de 3 años no verbal, durmió completamente toda la noche, dijo 20 palabras inteligibles ese día en la secuencia apropiada. El 12/04/2012, sonrió alegremente a su madre y la miró a los ojos, y
- (2) se han graficado los resultados para las 90 preguntas que incluye la lista de verificación de la evaluación del tratamiento del autismo, para todos los niños, cada mes, desde el inicio del experimento, y esos gráficos muestran tendencias visuales muy notables. Incluso sin estadísticas, los niños, los padres y los investigadores están encantados con estos resultados.

Conclusiones:

Se concluyó lo siguiente a partir del estudio realizado luego de 4 meses:

- (1) La transmisión global desde un sitio en particular en Arizona, hacia Australia y otros sitios distantes, usando solo un nombre y una dirección a la vez, los cuales eran desplegados en la pantalla de una computadora ubicada dentro de un espacio experimental, el cual fue

"condicionado" mediante un dispositivo almacenador de intención (IHD), produjo resultados robustos y exitosos.

(2) los costos financieros de este procedimiento tienen un orden de magnitud menor que los procedimientos de tratamiento estándar.

Introducción

Como antecedente, hay que decir que la investigación sobre la intención del grupo de Tiller comenzó a principios de la década de 1970 y alcanzó un nivel significativo a mediados de la década de 1990 (1). La financiación filantrópica significativa, entre 1997 y 2003, llevó al desarrollo de nuestro primer dispositivo de intención (IHD / IIED), un circuito eléctrico simple que podría albergar una Intención cuando se imprime desde un estado meditativo profundo (2). Con la ayuda de este IHD, pudimos cambiar meta establemente las propiedades físicas de los materiales, inorgánicos y orgánicos, vivos y no vivos. También pudimos demostrar inequívocamente que la suposición de Descartes en los años 1600 dC, según la cual "las cualidades conciencia e intención humanas no pueden influir significativamente en un experimento objetivo y bien diseñado sobre la realidad física", es absolutamente errónea en el mundo de hoy.

El experimento de replicación del Cambio de Una Unidad de pH ($\Delta\text{pH} = + 1$), publicado principalmente en JACM (3-10), introdujo nuestro trabajo a los lectores de esa revista. A partir de ahí, el siguiente paso que dimos fue aprender a transmitir una intención específica a grandes distancias.

Nuestro primer experimento de transmisión comenzó en 2003 y se completó en 2005 (11, 12). Cindy R. Reed era una estudiante graduada en el Holos University Graduate Seminary, en Missouri, cuando el Dr. Tiller comenzó a discutir con ella (en 2002) la posibilidad de utilizar su tecnología IHD, como un vehículo de investigación para obtener un título de Doctor en Teología de Holos. En 2005, a Cindy se le otorgó el título luego de escribir una tesis excepcional titulada "Los efectos de la intención en la disminución de la ansiedad y la depresión, usando dispositivos impresos con intención (IHD).

En resumen, dos experimentos, uno de ellos tipo doble ciego, se realizaron en sujetos humanos adultos en Pennsylvania, EE. UU. Y en Guelph, Canadá, mediante la transmisión de intención desde un sitio cerca de Springfield, Missouri. Los sujetos del experimento, originalmente alrededor de 500, se dividieron en dos grupos, con información demográfica de cada uno ingresada en una de las dos computadoras usadas en el procedimiento. El IHD fue impreso por un equipo de cuatro meditadores experimentados con una intención específica, que era mejorar la salud, disminuir la ansiedad y disminuir la depresión de los sujetos de los experimentos. Los nombres y direcciones del grupo de intervención se desplegaron continuamente en la pantalla de una computadora ubicada cerca de un IHD que transmitía la intención específica. En una ubicación separada, en Cedar Rapids, Iowa, los datos demográficos del grupo de control, se desplegaban continuamente en la pantalla de otra computadora, sin que hubiese un IHD con ningún tipo de intención asociado a ella. Se hicieron intervenciones y recolecciones de datos en intervalos de tres meses y ocho meses (11, 12).

Los resultados se compararon mediante un análisis mixto de varianza con un factor entre grupos y otro dentro de los grupos, comparando las puntuaciones previas y posteriores a la prueba, según el test "Inventario de Estado-Rasgo de Ansiedad para adultos" (STAI Y1 y Y2) y la escala de Zung para la Autoevaluación de la Depresión. Los resultados para el grupo de tres meses, mostraron una reducción marginalmente significativa en el STAI Y1 para el grupo de intervención,

con un nivel de significancia de 0.089. El grupo de control no mostró variación significativa. El análisis de los puntajes previos y posteriores a la intervención, luego de la recolección de los datos grupales de tres y ocho meses, mostró una reducción significativa: Estado de Ansiedad ($p < 0,003$), Rasgo de Ansiedad ($p < 0,000$) y Depresión ($p < 0,001$). Estos resultados sugieren que, con el tiempo, la transmisión de IHD a sujetos adultos puede tener un impacto significativo en sus episodios de ansiedad y depresión (11, 12).

Lo anterior (más otro experimento exitoso de transmisión desde Payson, Arizona hasta Berlín, Alemania, para un cambio de pH; $\Delta pH = + 1.5$) nos brindó la confianza para intentar la transmisión global actual de un año, para el experimento de intención sobre el autismo.

Experimento de Intención sobre el Autismo

Técnicamente, utilizamos dos cobertizos a unos 100 pies de distancia, en la propiedad de 2.6 acres del Dr. Tiller, en Payson, Arizona. Uno fue usado para transmitir la intención asociada a los niños y el otro para transmitir la asociada a los padres. Cada cobertizo contenía su propio IHD impreso especialmente con su propia declaración de intención, más una computadora en la cual se desplegaba continuamente la lista de los 44 nombres y direcciones. El tiempo de un ciclo completo de despliegue de cada lista era de 44 minutos, por lo que cada nombre y dirección se exponían durante 1 minuto por ciclo. El IHD se reimprimió cada 3 meses, a lo largo de el año que duró este experimento.

Durante este experimento, dos declaraciones de intención claras y coherentes se transmitieron simultáneamente, una a los niños y otra a sus padres, ubicados en diversos lugares de la tierra. Esto altera significativamente el contenido de información y el contenido de energía sutil de su espacio en el hogar. El objetivo de sus intenciones específicas de impresión es:

(1) apoyar la integración de estos niños diagnosticados con autismo para que puedan funcionar más fácilmente aquí en el espacio-tiempo, de acuerdo con el propósito de su alma para la experiencia de su tiempo de vida y

(2) apoyar a los padres de estos niños para que puedan reducir y/o eliminar fácilmente su estrés diario relacionado con la crianza amorosa de estos niños, en esta aventura conjunta.

Recopilación de Datos

Se requirió que cada padre completara un formulario Zung y un formulario ATEC, para establecer una línea de base. Dos IHD se imprimieron el 12/03/2012 y se pusieron en servicio en sus cobertizos respectivos, el mismo día. También se solicitó a los padres que presentasen formularios mensuales de Zung y ATEC, para poder monitorear su progreso de forma anecdótica y estadística. El análisis estadístico se iniciará en la etapa de reimpresión, a los 6 meses, y estará disponible en la Parte II de esta serie de reportes.

La edad del niño es significativa, ya que la mayoría de las investigaciones médicas y educativas actuales, sugieren que los niños diagnosticados con autismo, tienen un progreso limitado o nulo en las área de la comunicación y la socialización, después de los siete años. Debido a esto, nuestro análisis se divide en los siguientes grupos de edad: desde el nacimiento hasta los 3 años, de 4 a 7 años, de 13 a 20 años y, mayores de 20 años. En este grupo de 44, solo hay 12 niños que tienen edades comprendidas entre el nacimiento y los 7 años. Los otros 32 son mayores de 8 años.

Progreso a la fecha (13)

Aunque hay una gran cantidad de datos anecdóticos maravillosos de los padres más algunos de los propios niños, aquí solo hay espacio para presentar algunos fragmentos:

- Durante el primer día del experimento, este niño no-verbal de 3 años, dijo aproximadamente 20 palabras diferentes. Estas palabras estaban en el contexto perfecto. Un ejemplo perfecto fue cuando su hermana mayor le dio una manzana, tomó la manzana y dijo claramente "gracias". No podíamos creer lo que estábamos escuchando, era simplemente increíble. Duerme la mayoría de las noches sin despertarse. Mejoró en el afecto, las ganas de acurrucarse o sentarse en el regazo, aprendió una nueva habilidad, la de soplar besos y, en general, tratar de interactuar más con los miembros de la familia. Los dos niños mayores en el mismo hogar, que también estaban diagnosticados con autismo, aunque no estaban incluidos oficialmente en el experimento, también han mostrado mejoras significativas en el período de 4 meses, según el informe de los padres. Ambos parecen estar más conscientes de sus habilidades y dones, están felices y han pedido ser parte del próximo experimento, ya que han visto una gran mejora en su hermana menor.

- Muchos de nosotros (padres, terapeutas, etc.) hemos notado mejora en el lenguaje. Incluso más palabras y/o nombres de dos sílabas. El aumento en el lenguaje es el cambio más obvio que hemos presenciado. Desde el inicio de este experimento de intención, el 12/03/2012, los comportamientos perjudiciales han disminuido significativamente, especialmente la agresión hacia nosotros y los voluntarios en el programa. Definitivamente hay una nueva calma en la casa.

- Unos padres informaron que su hijo usó la comunicación asistida o ayudada, desde el 12/03/2012. Me he enterado de que Ethan (10 años) tiene "conocimientos" sobre situaciones y personas sobre las cuales nunca le he dicho nada directamente. Le pregunté si conocía a mi amiga, Suzy Miller y sobre mi trabajo con ella, y él escribió:

"Yo también estoy complacido... solo por sentir el amor que enseña Suzy. Ella les da a los sanadores una buena sensación... el buen corazón... ella habla "con los amigos que eres"... por favor, dale a mis amigos del corazón las gracias, y buen corazón y buena sensación. Sí, ella y yo sentimos que tu aprenderás de mi autismo.

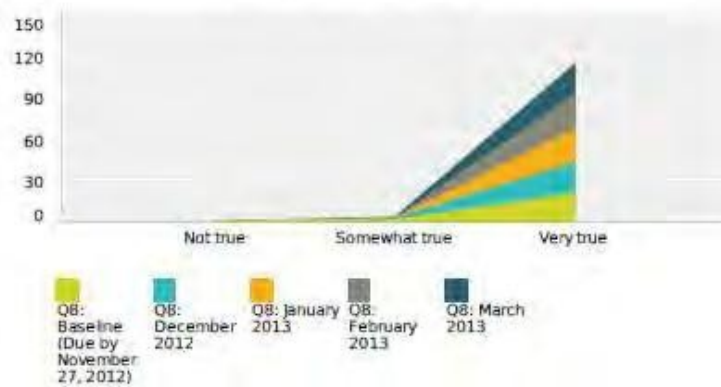
- Una mujer de 31 años, no-verbal, usando comunicación asistida, dijo: Lo que puedo decir es que mi cerebro está recibiendo un programa de operación totalmente nuevo. Por lo poco que he avanzado en su desarrollo, es muy emocionante hasta ahora. Estoy preguntando cuál es su significado para mí y quizás para otros mas adelante. La parte emocionante es cuán vivo se siente mi cerebro y lo divertido que es estar más consciente. "¡Hoy me desperté y me sorprendí! Mis ojos están empezando a ver en (de una) forma como nunca antes. El alma es (ocupa) mucho más en mi cuerpo. La visión sólida será increíble de ver. No (estoy) aquí aún, pero (es un) gran salto en esa dirección ". "Puedo relacionar el tacto y la visión, ahora. Veo tela y la toco, para hacer que dos sentidos se unan. ¡Puedo ver la textura y saber cómo se siente ahora!

- Los 77 ejemplos de gráficos de datos siguientes se recopilaron en este período de 4 meses. Se explican por sí solos, así que no se han agregado leyendas aclaratorias.

Q15 Sabe su Nombre

Q15 Knows own name

Answered: 116 Skipped: 16

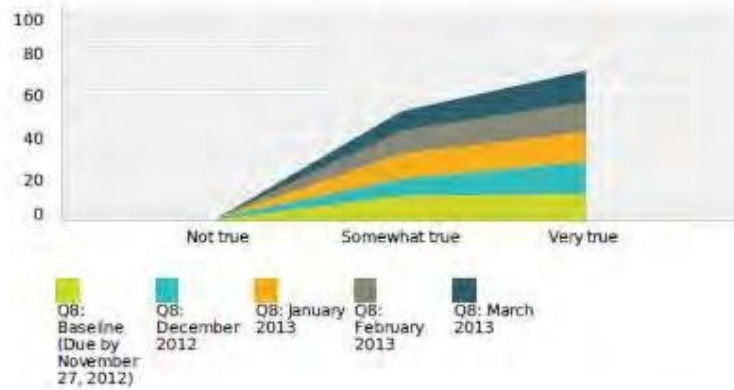


	Not true	Somewhat true	Very true	Total
Q8: Baseline (Due by November 27, 2012)	0% 0	4.76% 1	95.24% 20	21
Q8: December 2012	0% 0	4.35% 1	95.65% 22	23
Q8: January 2013	0% 0	0% 0	100% 24	24
Q8: February 2013	0% 0	0% 0	100% 25	25
Q8: March 2013	0% 0	4.35% 1	95.65% 22	23
Total Respondents	0	3	113	116

Q16 Responde a “No” o “Para”

Q16 Responds to “no” or “stop”

Answered: 122 Skipped: 10

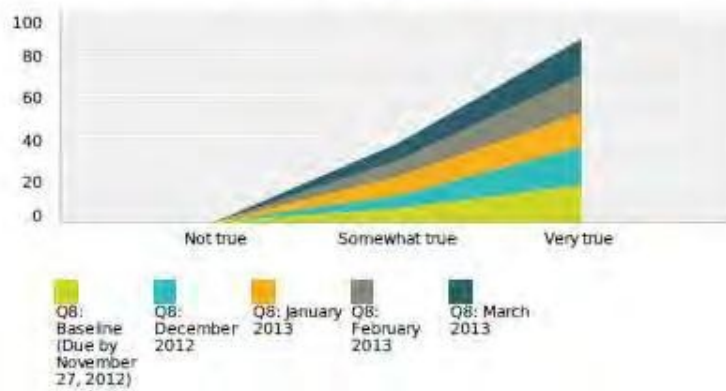


	Not true	Somewhat true	Very true	Total
Q8: Baseline (Due by November 27, 2012)	0% 0	47.83% 11	52.17% 12	23
Q8: December 2012	4.17% 1	33.33% 8	62.50% 15	24
Q8: January 2013	0% 0	46.15% 12	53.85% 14	26
Q8: February 2013	0% 0	44% 11	56.00% 14	25
Q8: March 2013	0% 0	37.50% 9	62.50% 15	24
Total Respondents	1.72% 1	51.64% 51	46.64% 70	122

Q17 Puede Entender Algunos Comandos

Q17 Can follow some commands

Answered: 123 Skipped: 9

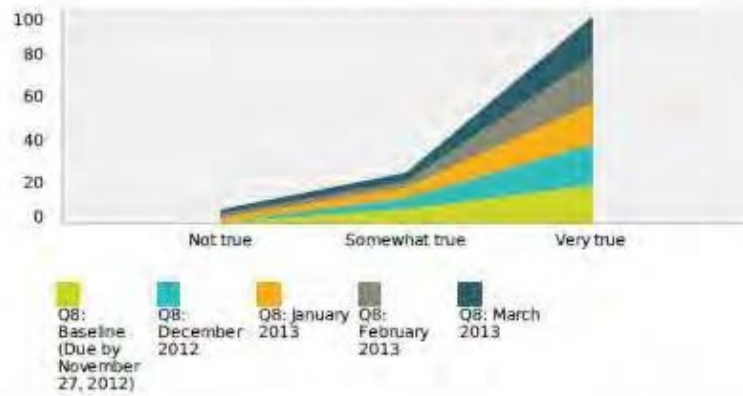


	Not true	Somewhat true	Very true	Total
Q8: Baseline (Due by November 27, 2012)	0% 0	26.09% 6	73.91% 17	23
Q8: December 2012	0% 0	25% 6	75% 18	24
Q8: January 2013	0% 0	36% 9	64% 16	25
Q8: February 2013	0% 0	30.77% 8	69.23% 18	26
Q8: March 2013	0% 0	32% 8	68% 17	25
Total Respondents:	0	37	86	123

Q18 Puede Usar Una Palabra a la Vez

Q18 Can use one word at a time

Answered: 124 Skipped: 0

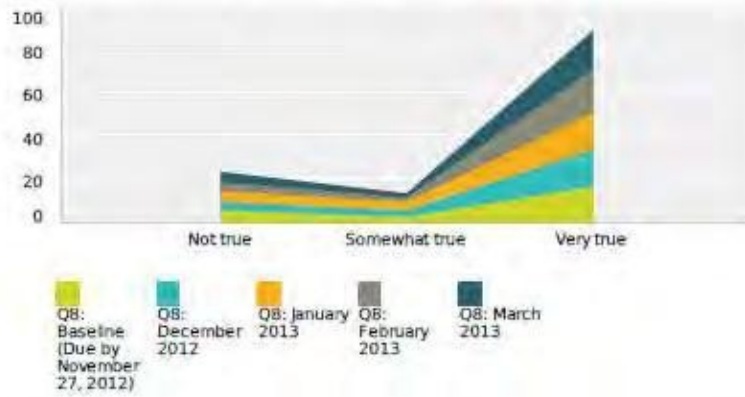


	Not true	Somewhat true	Very true	Total
Q8: Baseline (Due by November 27, 2012)	0% 0	26.09% 6	73.91% 17	23
Q8: December 2012	0% 0	20.83% 5	79.17% 19	24
Q8: January 2013	7.69% 2	19.23% 5	73.08% 19	26
Q8: February 2013	7.69% 2	11.54% 3	80.77% 21	26
Q8: March 2013	8% 2	16% 4	76% 19	25
Total Respondents	6	23	95	124

Q19 Puede Usar Dos Palabras a la Vez

Q19 Can use two words at a time

Answered: 124 Skipped: 0

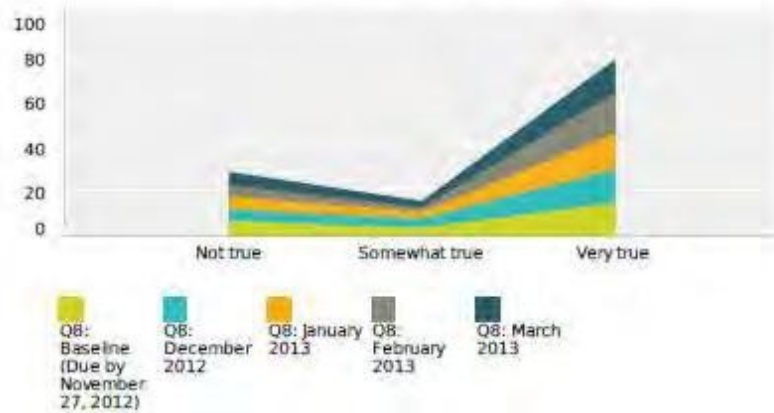


	Not true	Somewhat true	Very true	Total
Q8: Baseline (Due by November 27, 2012)	21.74% 5	8.70% 2	69.57% 16	23
Q8: December 2012	16.67% 4	12.50% 3	70.83% 17	24
Q8: January 2013	19.23% 5	15.38% 4	65.38% 17	26
Q8: February 2013	15.38% 4	7.69% 2	76.92% 20	26
Q8: March 2013	20% 5	8% 2	72% 18	25
Total Respondents	23	13	88	124

Q20 Puede Usar Tres Palabras a la Vez

Q20 Can use three words at a time

Answered: 121 Skipped: 11

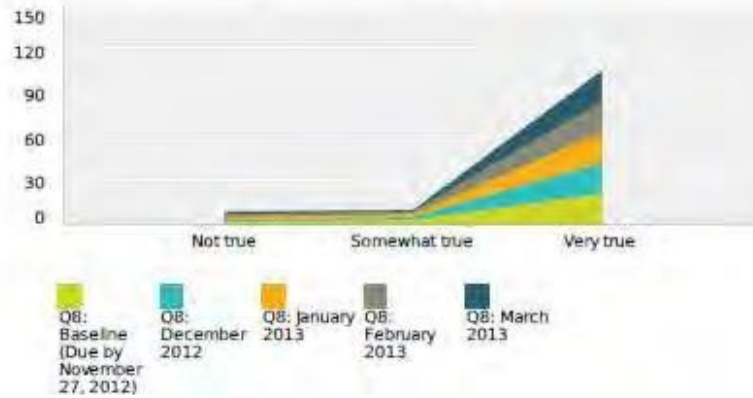


	Not true	Somewhat true	Very true	Total
Q8: Baseline (Due by November 27, 2012)	26.09% 6	13.04% 3	60.87% 14	23
Q8: December 2012	20.83% 5	16.67% 4	62.50% 15	24
Q8: January 2013	24% 6	12% 3	64% 16	25
Q8: February 2013	20% 5	8% 2	72% 18	25
Q8: March 2013	25% 6	12.50% 3	62.50% 15	24
Total Respondents	28	15	78	121

Q21 Conoce 10 o mas Palabras

Q21 Knows 10 or more words

Answered: 121 Skipped: 11

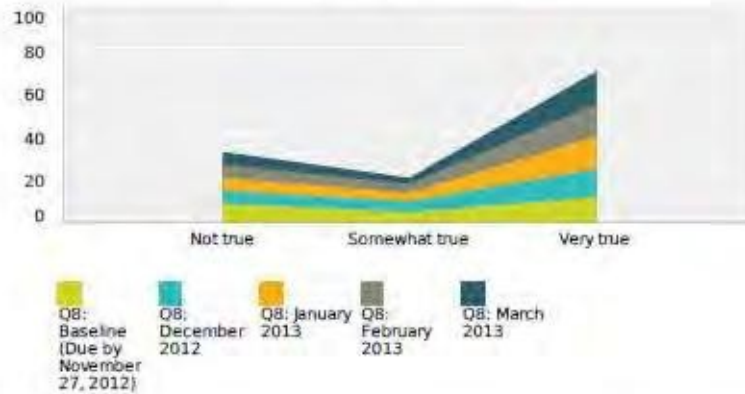


	Not true	Somewhat true	Very true	Total
Q8: Baseline (Due by November 27, 2012)	4.35% 1	8.70% 2	86.96% 20	23
Q8: December 2012	4.17% 1	8.33% 2	87.50% 21	24
Q8: January 2013	8% 2	8% 2	84% 21	25
Q8: February 2013	8% 2	8% 2	84% 21	25
Q8: March 2013	8.33% 2	4.17% 1	87.50% 21	24
Total Respondents	8	9	104	121

Q22 Puede Usar Oraciones con Cuatro o Mas Palabras

Q22 Can use sentences with four or more words

Answered: 121 Skipped: 11

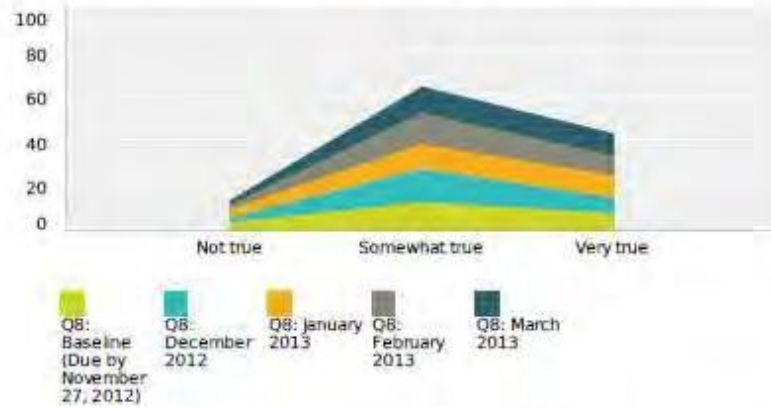


	Not true	Somewhat true	Very true	Total
Q8: Baseline (Due by November 27, 2012)	34.78% 8	17.39% 4	47.83% 11	23
Q8: December 2012	25% 6	20.83% 5	54.17% 13	24
Q8: January 2013	24% 6	16% 4	60% 15	25
Q8: February 2013	24% 6	16% 4	60% 15	25
Q8: March 2013	25% 6	12.50% 3	62.50% 15	24
Total Respondents	32	20	69	121

Q23 Explica lo que El/Ella Quiere

Q23 Explains what he/she wants

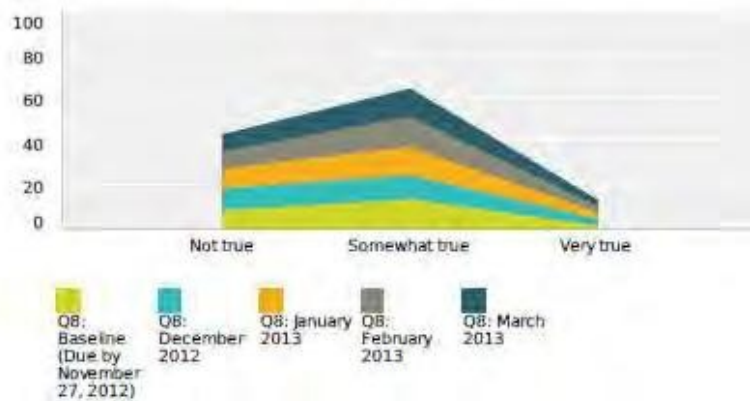
Answered: 120 Skipped: 12



	Not true	Somewhat true	Very true	Total
Q8: Baseline (Due by November 27, 2012)	13.64% 3	54.55% 12	31.82% 7	22
Q8: December 2012	8.33% 2	62.50% 15	29.17% 7	24
Q8: January 2013	16% 4	44% 11	40% 10	25
Q8: February 2013	8% 2	56.00% 14	36% 9	25
Q8: March 2013	8.33% 2	50% 12	41.67% 10	24
Total Respondents	13	64	43	120

Q24 Hace Preguntas con Sentido Q24 Asks meaningful questions

Answered: 120 Skipped: 12

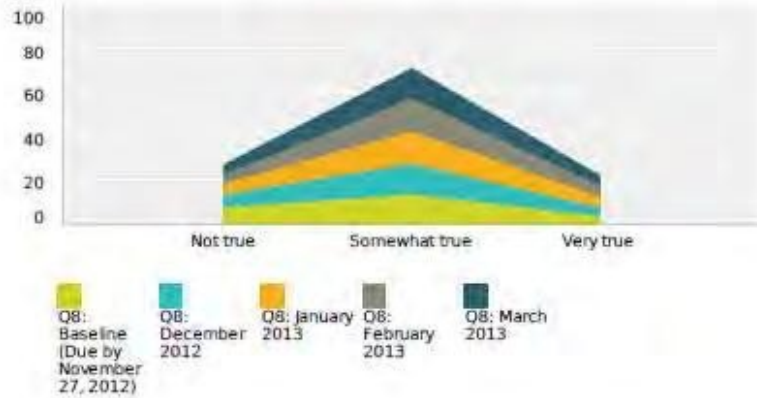


	Not true	Somewhat true	Very true	Total
Q8: Baseline (Due by November 27, 2012)	36.36% 8	59.09% 13	4.55% 1	22
Q8: December 2012	41.67% 10	45.83% 11	12.50% 3	24
Q8: January 2013	36% 9	52% 13	12% 3	25
Q8: February 2013	32% 8	56.00% 14	12% 3	25
Q8: March 2013	33.33% 8	54.17% 13	12.50% 3	24
Total Respondents	43	64	13	120

Q25 Su Hablar tiende a ser Significativo y Relevante

Q25 Speech tends to be meaningful and relevant

Answered: 120 Skipped: 12

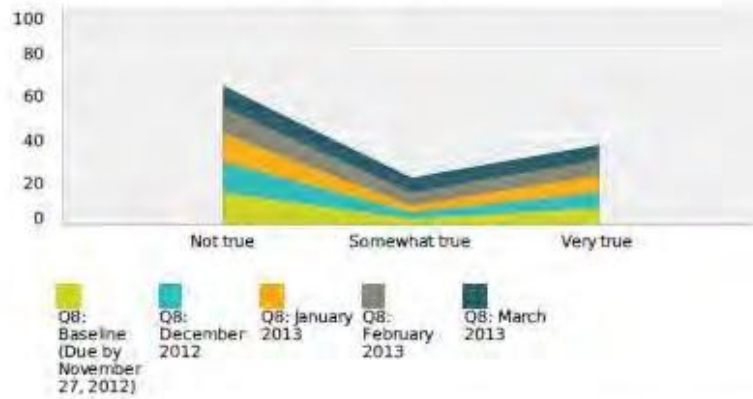


	Not true	Somewhat true	Very true	Total
Q8: Baseline (Due by November 27, 2012)	30.43% 7	56.52% 13	13.04% 3	23
Q8: December 2012	25% 6	58.33% 14	16.67% 4	24
Q8: January 2013	20% 5	60% 15	20% 5	25
Q8: February 2013	16.67% 4	62.50% 15	20.83% 5	24
Q8: March 2013	20.83% 5	58.33% 14	20.83% 5	24
Total Respondents	27	71	22	120

Q26 A Menudo Usa Exitosamente Varias Oraciones

Q26 Often uses several successful sentences

Answered: 120 Skipped: 12

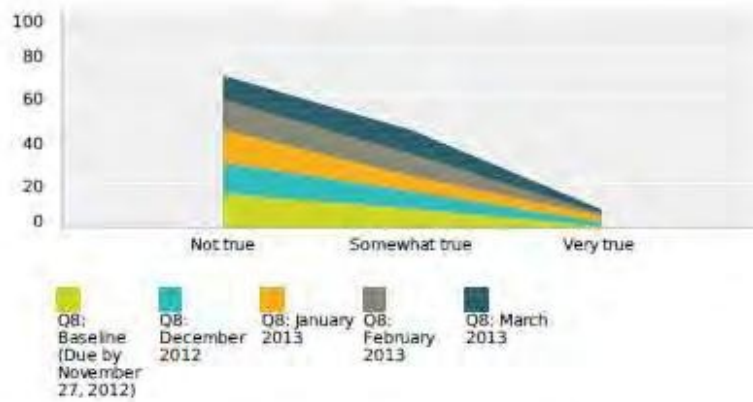


	Not true	Somewhat true	Very true	Total
Q8: Baseline (Due by November 27, 2012)	60.87% 14	8.70% 2	30.43% 7	23
Q8: December 2012	58.33% 14	12.50% 3	29.17% 7	24
Q8: January 2013	54.17% 13	12.50% 3	33.33% 8	24
Q8: February 2013	48% 12	24% 6	28.00% 7	25
Q8: March 2013	41.67% 10	29.17% 7	29.17% 7	24
Total Respondents	63	21	36	120

Q27 Mantiene Conversaciones Bastante Buenas

Q27 Carries on fairly good conversations

Answered: 121 Skipped: 11

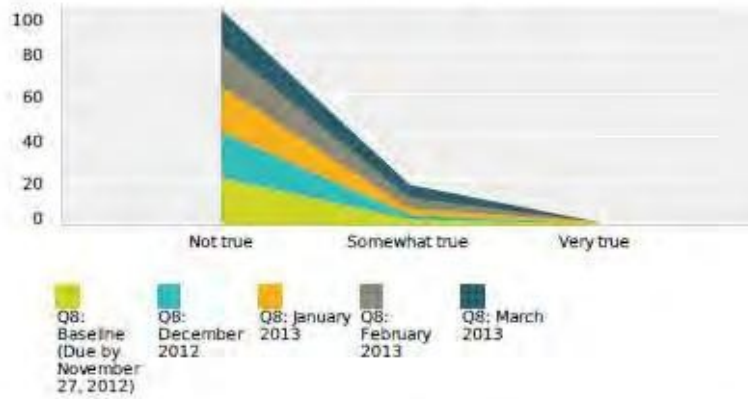


	Not true	Somewhat true	Very true	Total
Q8: Baseline (Due by November 27, 2012)	65.22% 15	34.78% 8	0% 0	23
Q8: December 2012	58.33% 14	33.33% 8	8.33% 2	24
Q8: January 2013	60% 15	28.00% 7	12% 3	25
Q8: February 2013	56.00% 14	40% 10	4% 1	25
Q8: March 2013	45.83% 11	45.83% 11	8.33% 2	24
Total Respondents	69	44	8	121

Q28 Tiene Capacidad de Comunicación Normal para su Edad

Q28 Has normal ability to communicate for age

Answered: 117 Skipped: 15



	Not true	Somewhat true	Very true	Total
Q8: Baseline (Due by November 27, 2012)	91.30% 21	8.70% 2	0% 0	23
Q8: December 2012	91.30% 21	8.70% 2	0% 0	23
Q8: January 2013	84% 21	12% 3	4% 1	25
Q8: February 2013	79.17% 19	20.83% 5	0% 0	24
Q8: March 2013	72.73% 16	27.27% 6	0% 0	22
Total Respondents	98	18	1	117

Q29 Documentar el Tipo de Comunicación

**Q29 Current Type of Communication
(please choose only one option best
representing current
communication)**

Answered: 0 Skipped: 132



Q8: Baseline (Due by November 27, 2012)

Q8: December 2012

Q8: January 2013

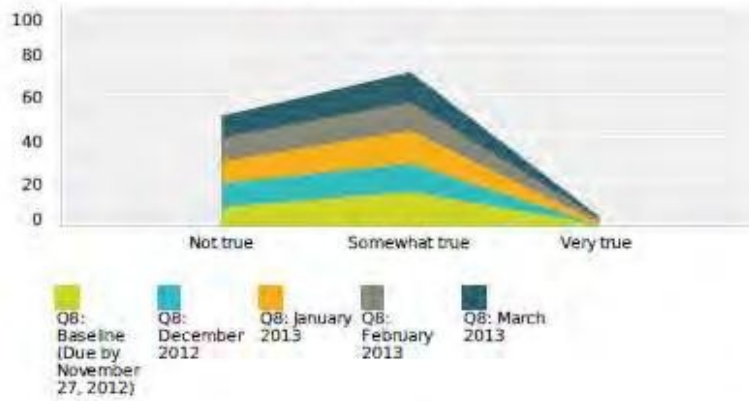
Q8: February 2013

Q8: March 2013

Q30 Parece Estar En Una Concha No Se Puede Hacer Contacto Con El/Ella

Q30 Seems to be in a shell - you cannot reach him/her

Answered: 124 Skipped: 8

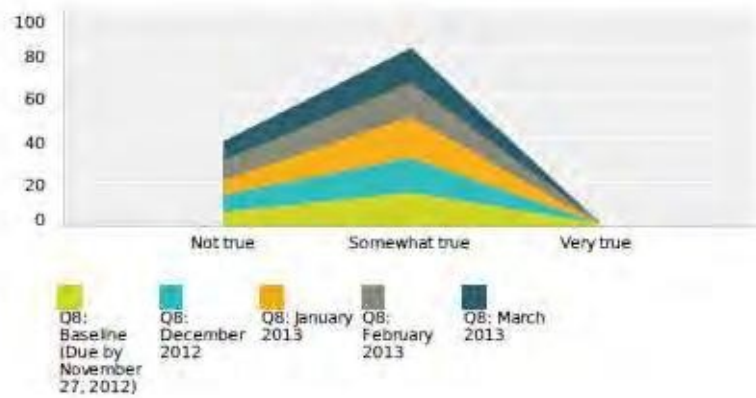


	Not true	Somewhat true	Very true	Total
Q8: Baseline (Due by November 27, 2012)	34.78% 8	65.22% 15	0% 0	23
Q8: December 2012	45.83% 11	54.17% 13	0% 0	24
Q8: January 2013	38.46% 10	57.69% 15	3.85% 1	26
Q8: February 2013	42.31% 11	50% 13	7.69% 2	26
Q8: March 2013	40% 10	56.00% 14	4% 1	25
Total Respondents	50	70	4	124

Q31 Ignora al Resto de la Gente

Q31 Ignores other people

Answered: 123 Skipped: 9

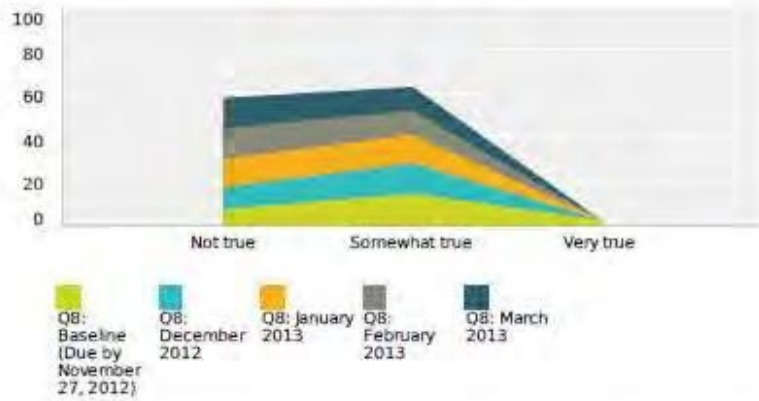


	Not true	Somewhat true	Very true	Total
Q8: Baseline (Due by November 27, 2012)	27.27% 6	68.18% 15	4.55% 1	22
Q8: December 2012	33.33% 8	66.67% 16	0% 0	24
Q8: January 2013	26.92% 7	73.08% 19	0% 0	26
Q8: February 2013	34.62% 9	61.54% 16	3.85% 1	26
Q8: March 2013	36% 9	64% 16	0% 0	25
Total Respondents	39	82	2	123

Q32 Presta Poca o Ninguna Atención Cuando le Hablan

Q32 Pays little or no attention when addressed

Answered: 123 Skipped: 9

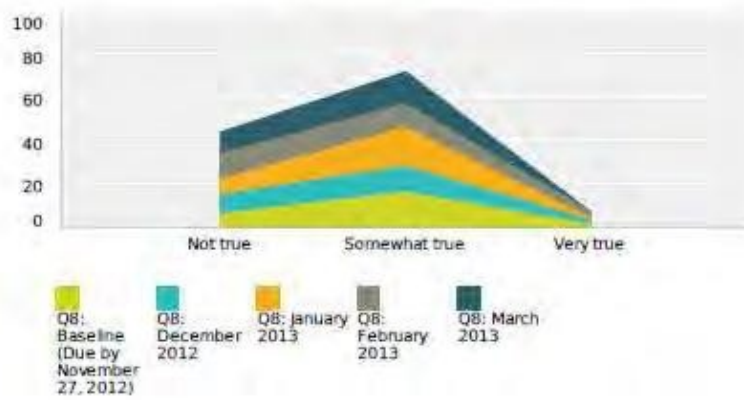


	Not true	Somewhat true	Very true	Total
Q8: Baseline (Due by November 27, 2012)	30.43% 7	60.87% 14	8.70% 2	23
Q8: December 2012	41.67% 10	58.33% 14	0% 0	24
Q8: January 2013	50% 13	50% 13	0% 0	26
Q8: February 2013	56.00% 14	44% 11	0% 0	25
Q8: March 2013	56.00% 14	44% 11	0% 0	25
Total Respondents	58	63	2	123

Q33 Se Resiste y No Coopera

Q33 Uncooperative and resistant

Answered: 123 Skipped: 9

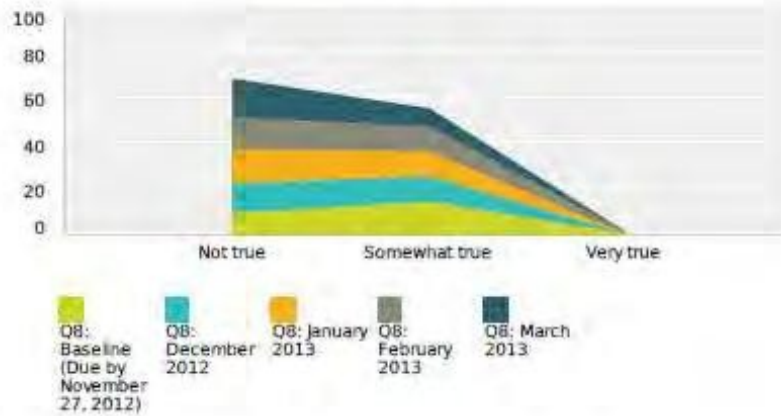


	Not true	Somewhat true	Very true	Total
Q8: Baseline (Due by November 27, 2012)	26.09% 6	69.57% 16	4.35% 1	23
Q8: December 2012	39.13% 9	52.17% 12	8.70% 2	23
Q8: January 2013	26.92% 7	69.23% 18	3.85% 1	26
Q8: February 2013	46.15% 12	42.31% 11	11.54% 3	26
Q8: March 2013	40% 10	60% 15	0% 0	25
Total Respondents:	44	72	7	123

Q34 No Hacer Contacto Visual

Q34 No eye contact

Answered: 124 Skipped: 8

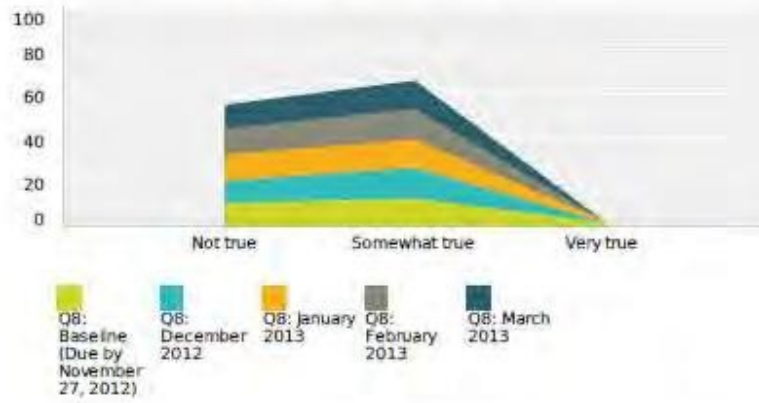


	Not true	Somewhat true	Very true	Total
Q8: Baseline (Due by November 27, 2012)	39.13% 9	60.87% 14	0% 0	23
Q8: December 2012	54.17% 13	45.83% 11	0% 0	24
Q8: January 2013	57.69% 15	42.31% 11	0% 0	26
Q8: February 2013	53.85% 14	42.31% 11	3.85% 1	26
Q8: March 2013	68% 17	32% 8	0% 0	25
Total Respondents	68	55	1	124

Q35 Prefiere Estar Solo/a

Q35 Prefers to be left alone

Answered: 123 Skipped: 9

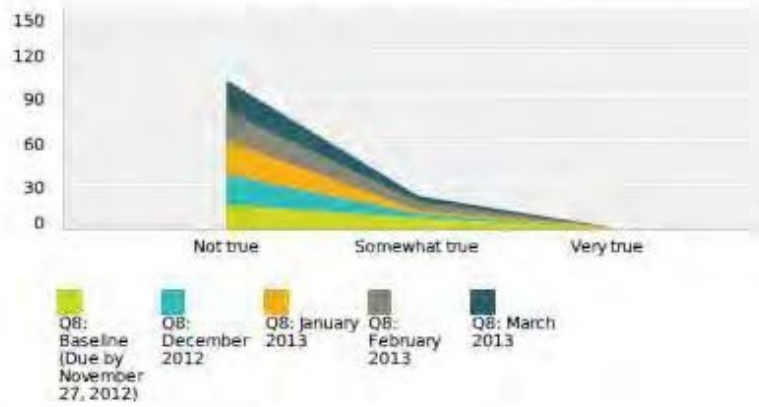


	Not true	Somewhat true	Very true	Total
Q8: Baseline (Due by November 27, 2012)	43.48% 10	52.17% 12	4.35% 1	23
Q8: December 2012	41.67% 10	58.33% 14	0% 0	24
Q8: January 2013	46.15% 12	50% 13	3.85% 1	26
Q8: February 2013	46.15% 12	53.85% 14	0% 0	26
Q8: March 2013	45.83% 11	54.17% 13	0% 0	24
Total Respondents	55	66	2	123

Q36 No Demuestra Afecto

Q36 Shows no affection

Answered: 123 Skipped: 9

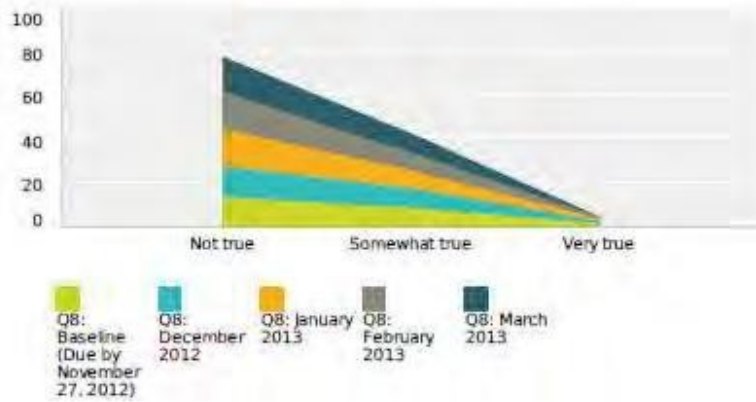


	Not true	Somewhat true	Very true	Total
Q8: Baseline (Due by November 27, 2012)	69.57% 16	30.43% 7	0% 0	23
Q8: December 2012	86.96% 20	13.04% 3	0% 0	23
Q8: January 2013	88.46% 23	7.69% 2	3.85% 1	26
Q8: February 2013	76.92% 20	23.08% 6	0% 0	26
Q8: March 2013	84% 21	16% 4	0% 0	25
Total Respondents	100	22	1	123

Q37 No Saluda A Los Padres

Q37 Fails to greet parents

Answered: 123 Skipped: 9

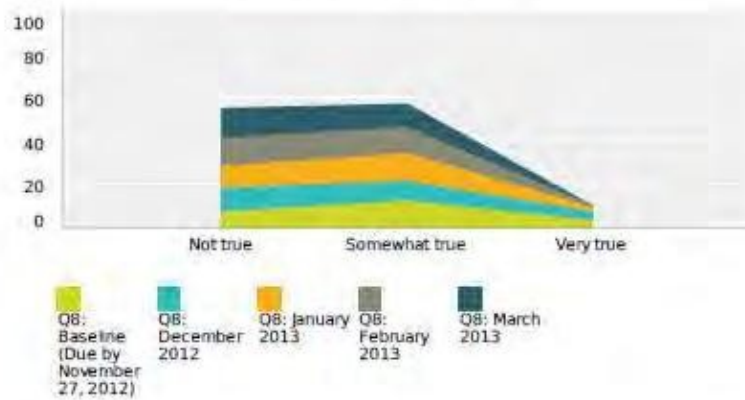


	Not true	Somewhat true	Very true	Total
Q8: Baseline (Due by November 27, 2012)	59.09% 13	36.36% 8	4.55% 1	22
Q8: December 2012	58.33% 14	37.50% 9	4.17% 1	24
Q8: January 2013	65.38% 17	30.77% 8	3.85% 1	26
Q8: February 2013	65.38% 17	30.77% 8	3.85% 1	26
Q8: March 2013	64% 16	36% 9	0% 0	25
Total Respondents	77	42	4	123

Q38 Evita El Contacto Con Otros

Q38 Avoids contact with others

Answered: 122 Skipped: 10

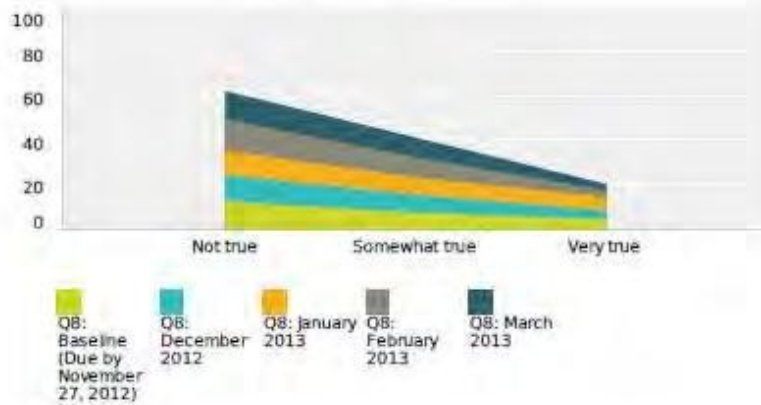


	Not true	Somewhat true	Very true	Total
Q8: Baseline (Due by November 27, 2012)	31.82% 7	54.55% 12	13.64% 3	22
Q8: December 2012	45.83% 11	37.50% 9	16.67% 4	24
Q8: January 2013	40% 10	52% 13	8% 2	25
Q8: February 2013	50% 13	46.15% 12	3.85% 1	26
Q8: March 2013	56.00% 14	44% 11	0% 0	25
Total Respondents	55	57	10	122

Q39 No Imita

Q39 Does not imitate

Answered: 123 Skipped: 9

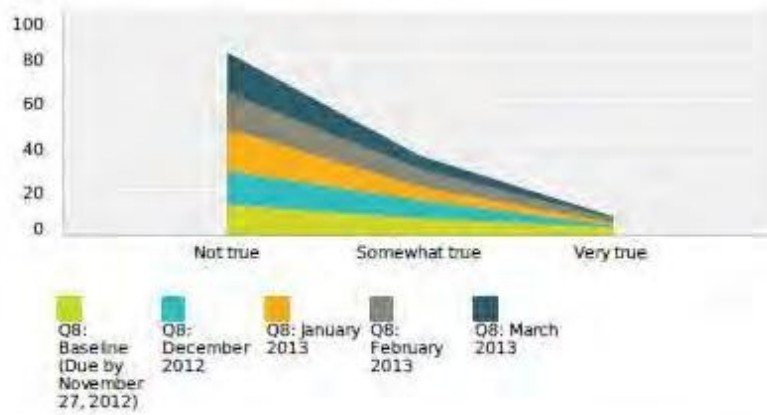


	Not true	Somewhat true	Very true	Total
Q8: Baseline (Due by November 27, 2012)	52.17% 12	30.43% 7	17.39% 4	23
Q8: December 2012	50% 12	33.33% 8	16.67% 4	24
Q8: January 2013	44% 11	32% 8	24% 6	25
Q8: February 2013	53.85% 14	34.62% 9	11.54% 3	26
Q8: March 2013	52% 13	36% 9	12% 3	25
Total Respondents	62	41	20	123

Q40 No Le Gusta Ser Abrazado o Acurrucado

Q40 Dislikes being held/cuddled

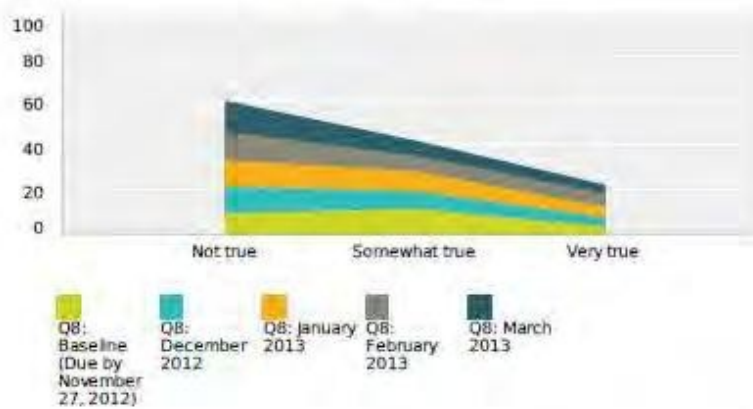
Answered: 124 Skipped: 0



	Not true	Somewhat true	Very true	Total
Q8: Baseline (Due by November 27, 2012)	56.52% 13	30.43% 7	13.04% 3	23
Q8: December 2012	62.50% 15	33.33% 8	4.17% 1	24
Q8: January 2013	73.08% 19	23.08% 6	3.85% 1	26
Q8: February 2013	61.54% 16	30.77% 8	7.69% 2	26
Q8: March 2013	72% 18	24% 6	4% 1	25
Total Respondents	81	35	8	124

Q41 No Comparte o Muestra Q41 Does not share or show

Answered: 124 Skipped: 8

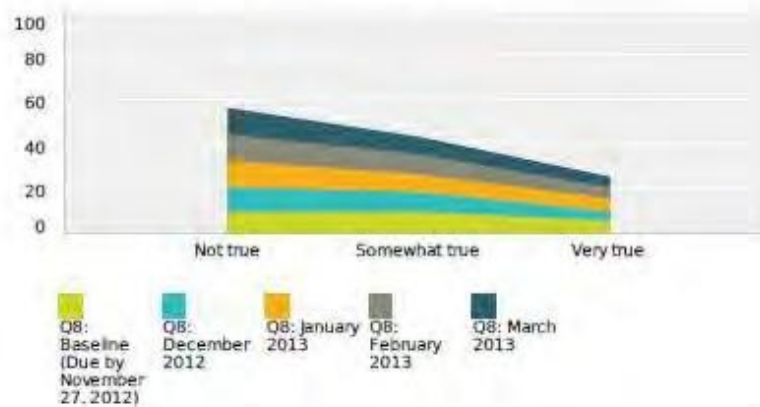


	Not true	Somewhat true	Very true	Total
Q8: Baseline (Due by November 27, 2012)	39.13% 9	47.83% 11	13.04% 3	23
Q8: December 2012	50% 12	33.33% 8	16.67% 4	24
Q8: January 2013	46.15% 12	34.62% 9	19.23% 5	26
Q8: February 2013	50% 13	26.92% 7	23.08% 6	26
Q8: March 2013	56.00% 14	28.00% 7	16% 4	25
Total Respondents:	60	42	22	124

Q42 No Mueve la Mano Para Decir Adios

Q42 Does not wave "good-bye"

Answered: 124 Skipped: 0

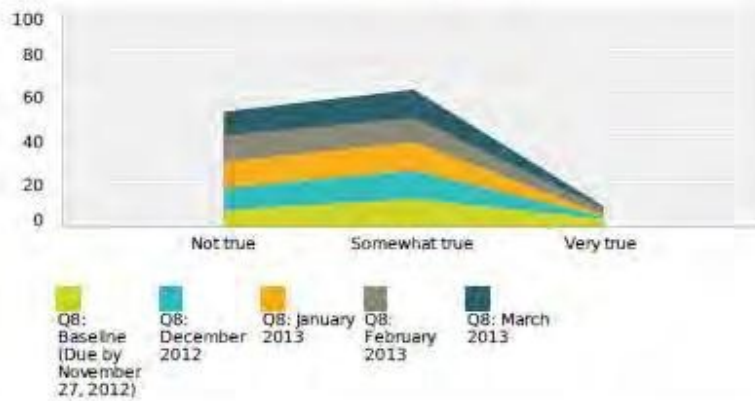


	Not true	Somewhat true	Very true	Total
Q8: Baseline (Due by November 27, 2012)	39.13% 9	39.13% 9	21.74% 5	23
Q8: December 2012	45.83% 11	37.50% 9	16.67% 4	24
Q8: January 2013	46.15% 12	30.77% 8	23.08% 6	26
Q8: February 2013	46.15% 12	34.62% 9	19.23% 5	26
Q8: March 2013	48% 12	32% 8	20% 5	25
Total Respondents:	56	43	25	124

Q43 Es Desagradable / No Cumple

Q43 Disagreeable/not compliant

Answered: 123 Skipped: 9

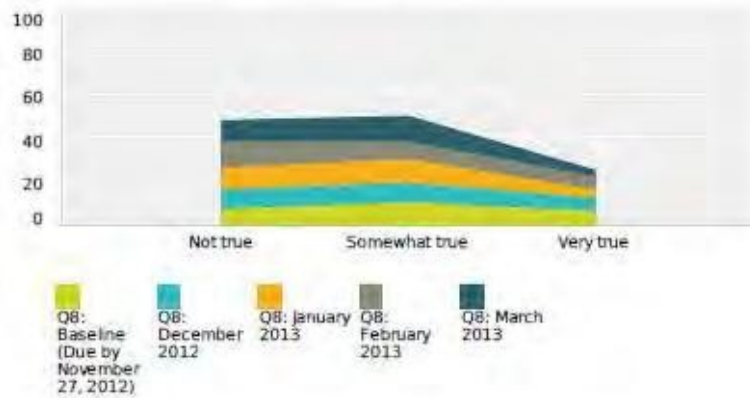


	Not true	Somewhat true	Very true	Total
Q8: Baseline (Due by November 27, 2012)	31.82% 7	54.55% 12	13.64% 3	22
Q8: December 2012	41.67% 10	54.17% 13	4.17% 1	24
Q8: January 2013	46.15% 12	50% 13	3.85% 1	26
Q8: February 2013	46.15% 12	42.31% 11	11.54% 3	26
Q8: March 2013	44% 11	52% 13	4% 1	25
Total Respondents	52	62	9	123

Q44 Hace Berrinches

Q44 Temper tantrums

Answered: 123 Skipped: 9

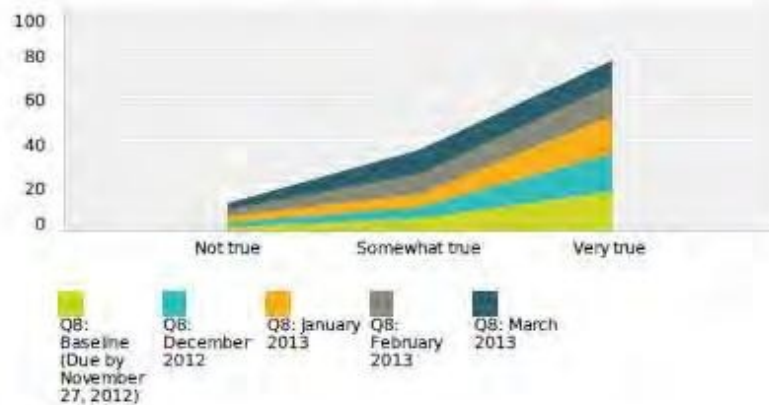


	Not true	Somewhat true	Very true	Total
Q8: Baseline (Due by November 27, 2012)	30.43% 7	43.48% 10	26.09% 6	23
Q8: December 2012	37.50% 9	37.50% 9	25% 6	24
Q8: January 2013	40% 10	44% 11	16% 4	25
Q8: February 2013	46.15% 12	30.77% 8	23.08% 6	26
Q8: March 2013	40% 10	48% 12	12% 3	25
Total Respondents	48	50	25	123

Q45 No Tiene Amigos/Compañía

Q45 Lacks friends/companions

Answered: 124 Skipped: 8

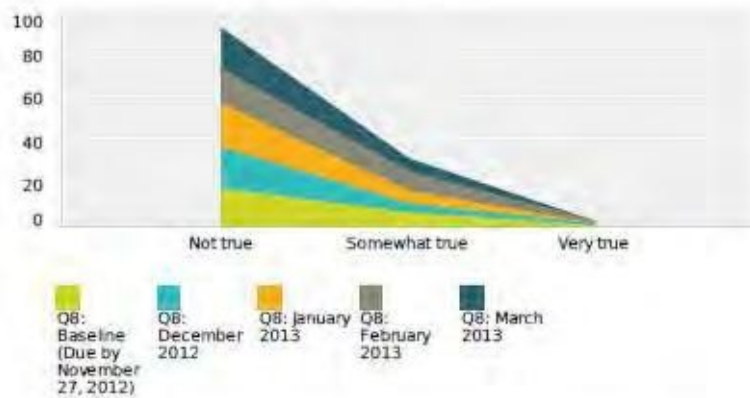


	Not true	Somewhat true	Very true	Total
Q8: Baseline (Due by November 27, 2012)	4.35% 1	21.74% 5	73.91% 17	23
Q8: December 2012	8.33% 2	20.83% 5	70.83% 17	24
Q8: January 2013	11.54% 3	23.08% 6	65.38% 17	26
Q8: February 2013	11.54% 3	34.62% 9	53.85% 14	26
Q8: March 2013	12% 3	44% 11	44% 11	25
Total Respondents	12	36	76	124

Q46 Raras Veces Sonrie

Q46 Rarely smiles

Answered: 124 Skipped: 8

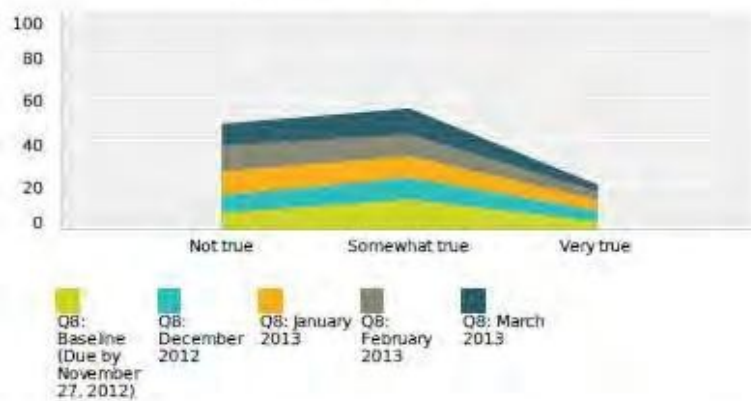


	Not true	Somewhat true	Very true	Total
Q8: Baseline (Due by November 27, 2012)	73.91% 17	26.09% 6	0% 0	23
Q8: December 2012	79.17% 19	16.67% 4	4.17% 1	24
Q8: January 2013	76.92% 20	23.08% 6	0% 0	26
Q8: February 2013	61.54% 16	34.62% 9	3.85% 1	26
Q8: March 2013	76% 19	24% 6	0% 0	25
Total Respondents	91	31	2	124

Q47 Es Insensible a los Sentimientos de Otros

Q47 Insensitive to others' feelings

Answered: 123 Skipped: 9

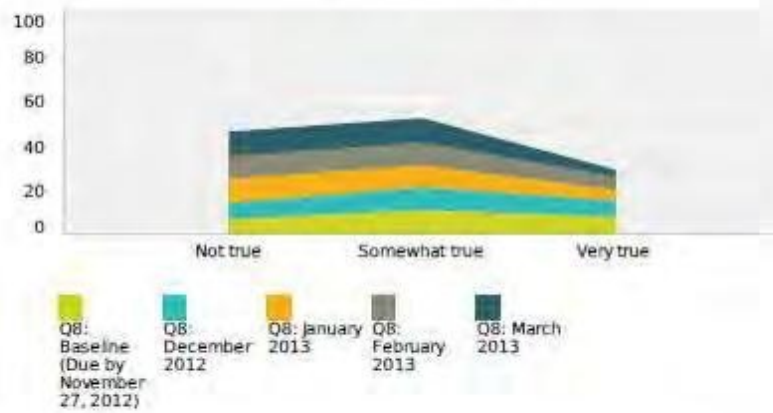


	Not true	Somewhat true	Very true	Total
Q8: Baseline (Due by November 27, 2012)	30.43% 7	56.52% 13	13.04% 3	23
Q8: December 2012	34.78% 8	43.48% 10	21.74% 5	23
Q8: January 2013	42.31% 11	38.46% 10	19.23% 5	26
Q8: February 2013	46.15% 12	38.46% 10	15.38% 4	26
Q8: March 2013	40% 10	48% 12	12% 3	25
Total Respondents	48	55	20	123

Q48 No Le Importa Agradar a Otros

Q48 Indifferent to being liked

Answered: 124 Skipped: 8

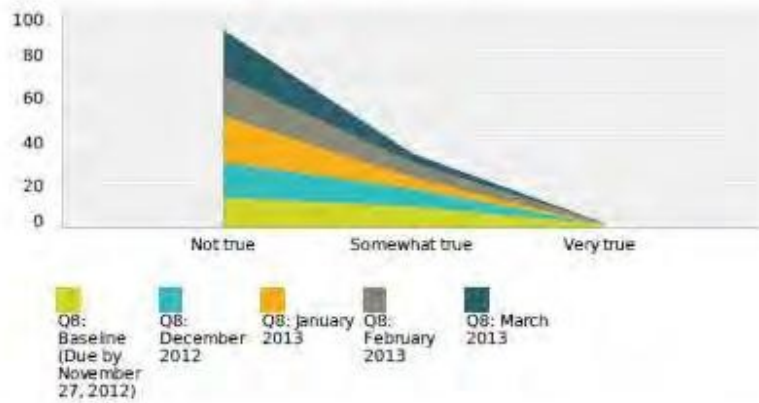


	Not true	Somewhat true	Very true	Total
Q8: Baseline (Due by November 27, 2012)	26.09% 6	43.48% 10	30.43% 7	23
Q8: December 2012	29.17% 7	41.67% 10	29.17% 7	24
Q8: January 2013	42.31% 11	38.46% 10	19.23% 5	26
Q8: February 2013	38.46% 10	38.46% 10	23.08% 6	26
Q8: March 2013	44% 11	44% 11	12% 3	25
Total Respondents	45	51	28	124

Q49 No Le Importa Si Los Padres Se Van

Q49 Indifferent if parent(s) leave

Answered: 124 Skipped: 8

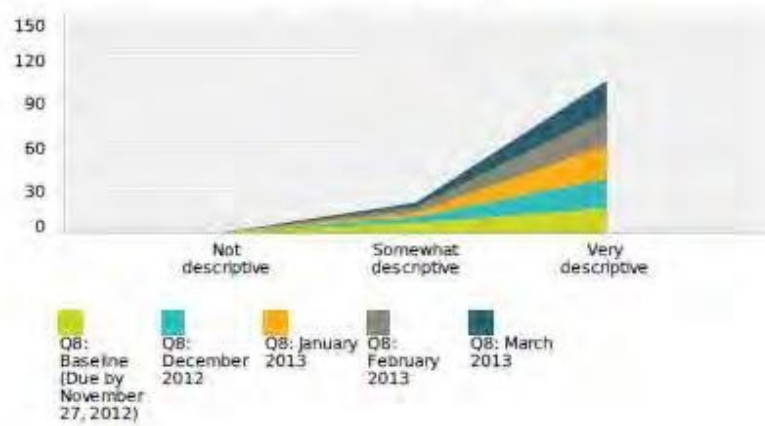


	Not true	Somewhat true	Very true	Total
Q8: Baseline (Due by November 27, 2012)	56.52% 13	39.13% 9	4.35% 1	23
Q8: December 2012	66.67% 16	33.33% 8	0% 0	24
Q8: January 2013	80.77% 21	19.23% 5	0% 0	26
Q8: February 2013	69.23% 18	26.92% 7	3.85% 1	26
Q8: March 2013	84% 21	16% 4	0% 0	25
Total Respondents	69	33	2	124

Q50 Responde A Su Propio Nombre

Q50 Responds to own name

Answered: 123 Skipped: 8

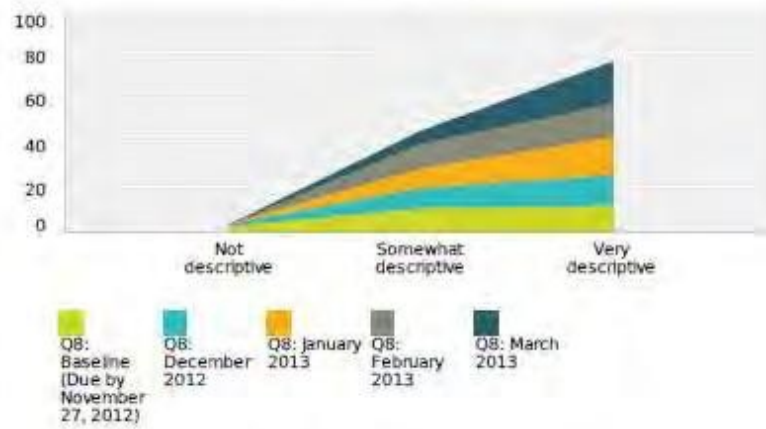


	Not descriptive	Somewhat descriptive	Very descriptive	Total
Q8: Baseline (Due by November 27, 2012)	0% 0	27.27% 6	72.73% 16	22
Q8: December 2012	0% 0	16.67% 4	83.33% 20	24
Q8: January 2013	0% 0	11.54% 3	88.46% 23	26
Q8: February 2013	0% 0	15.38% 4	84.62% 22	26
Q8: March 2013	0% 0	12% 3	88% 22	25
Total Respondents	0	20	103	123

Q51 Responde Al Elogio

Q51 Responds to praise

Answered: 124 Skipped: 8

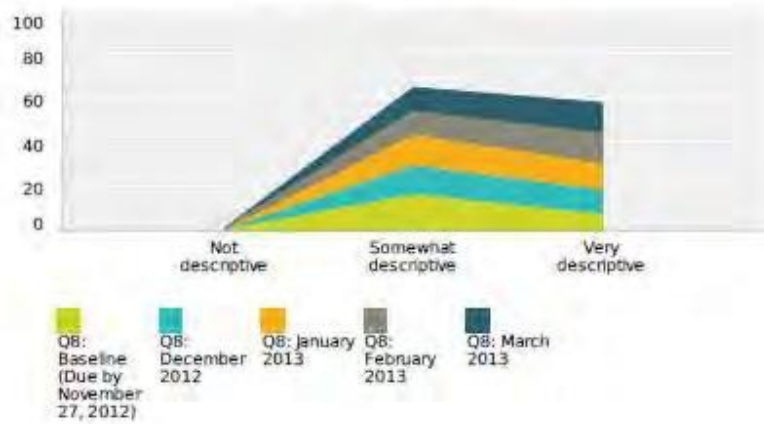


	Not descriptive	Somewhat descriptive	Very descriptive	Total
Q8: Baseline (Due by November 27, 2012)	8.70% 2	43.48% 10	47.83% 11	23
Q8: December 2012	4.17% 1	37.50% 9	58.33% 14	24
Q8: January 2013	0% 0	34.62% 9	65.38% 17	26
Q8: February 2013	0% 0	42.31% 11	57.69% 15	26
Q8: March 2013	0% 0	24% 6	76% 19	25
Total Respondents	3	45	76	124

Q52 Mira A La Gente Y A Los Animales

Q52 Looks at people and animals

Answered: 124 Skipped: 8

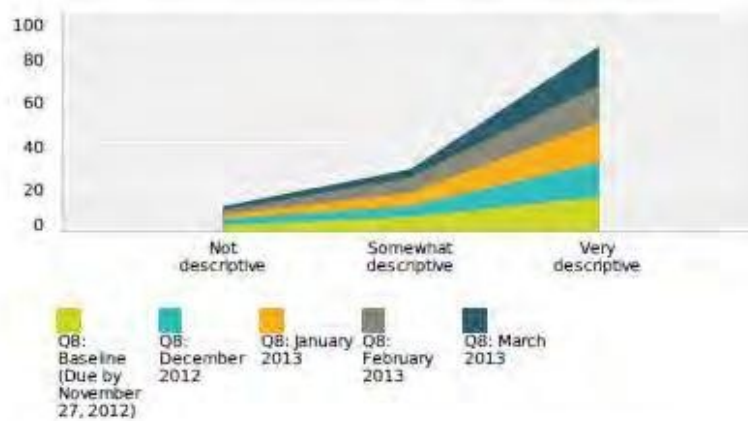


	Not descriptive	Somewhat descriptive	Very descriptive	Total
Q8: Baseline (Due by November 27, 2012)	0% 0	69.57% 16	30.43% 7	23
Q8: December 2012	0% 0	54.17% 13	45.83% 11	24
Q8: January 2013	0% 0	53.85% 14	46.15% 12	26
Q8: February 2013	3.85% 1	42.31% 11	53.85% 14	26
Q8: March 2013	0% 0	44% 11	56.00% 14	25
Total Respondents	1	65	58	124

Q53 Mira Fotos y TV

Q53 Looks at pictures and T.V.

Answered: 123 Skipped: 9

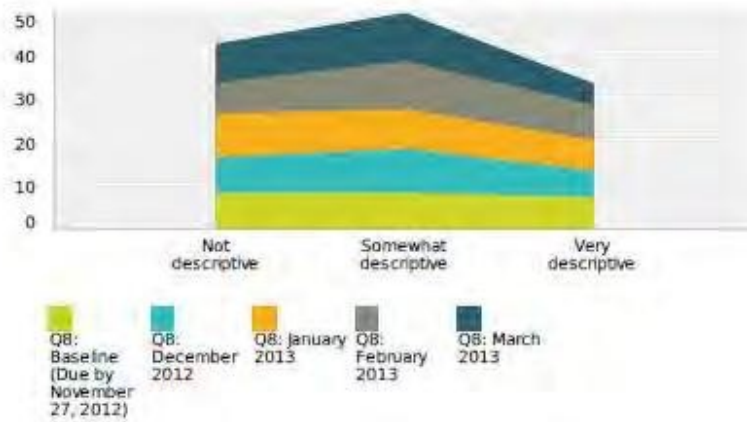


	Not descriptive	Somewhat descriptive	Very descriptive	Total
Q8: Baseline (Due by November 27, 2012)	8.70% 2	26.09% 6	65.22% 15	23
Q8: December 2012	12.50% 3	20.83% 5	66.67% 16	24
Q8: January 2013	7.69% 2	23.08% 6	69.23% 18	26
Q8: February 2013	7.69% 2	26.92% 7	65.38% 17	26
Q8: March 2013	8.33% 2	16.67% 4	75% 18	24
Total Respondents	11	28	84	123

Q54 Dibuja, Colorea y Hace Arte

Q54 Does drawing, coloring, art

Answered: 124 Skipped: 0

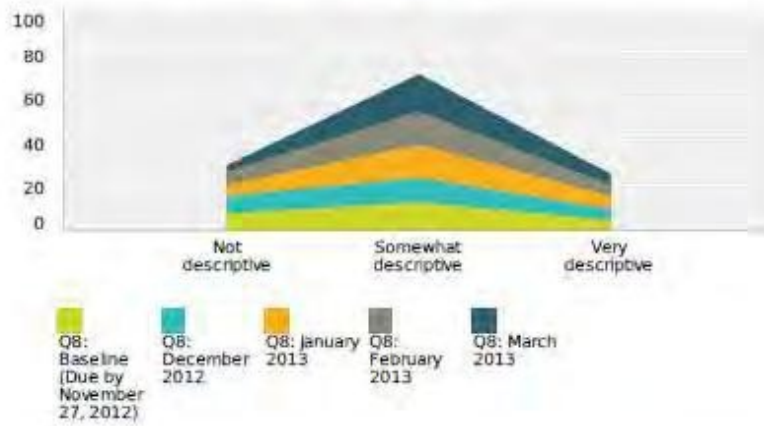


	Not descriptive	Somewhat descriptive	Very descriptive	Total
Q8: Baseline (Due by November 27, 2012)	34.78% 8	34.78% 8	30.43% 7	23
Q8: December 2012	33.33% 8	41.67% 10	25% 6	24
Q8: January 2013	38.46% 10	34.62% 9	26.92% 7	26
Q8: February 2013	26.92% 7	42.31% 11	30.77% 8	26
Q8: March 2013	36% 9	44% 11	20% 5	25
Total Respondents	42	49	33	124

Q55 Juega Apropriadamente Con Juguetes

Q55 Plays with toys appropriately

Answered: 124 Skipped: 6

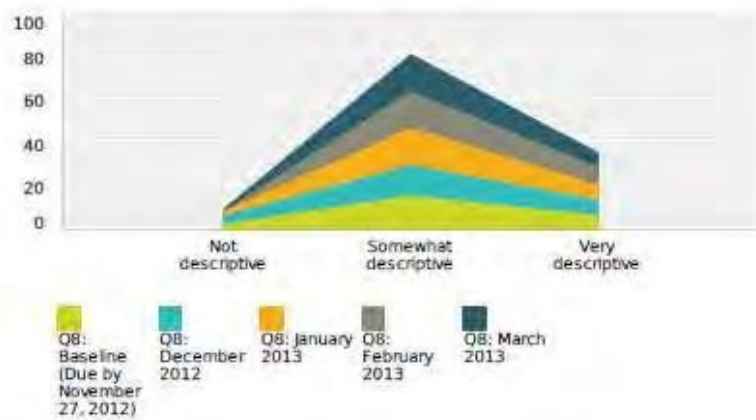


	Not descriptive	Somewhat descriptive	Very descriptive	Total
Q8: Baseline (Due by November 27, 2012)	30.43% 7	52.17% 12	17.39% 4	23
Q8: December 2012	33.33% 8	45.83% 11	20.83% 5	24
Q8: January 2013	19.23% 5	57.69% 15	23.08% 6	26
Q8: February 2013	23.08% 6	57.69% 15	19.23% 5	26
Q8: March 2013	12% 3	68% 17	20% 5	25
Total Respondents	29	70	25	124

Q56 Expresiones Faciales Apropriadas

Q56 Appropriate facial expressions

Answered: 124 Skipped: 8

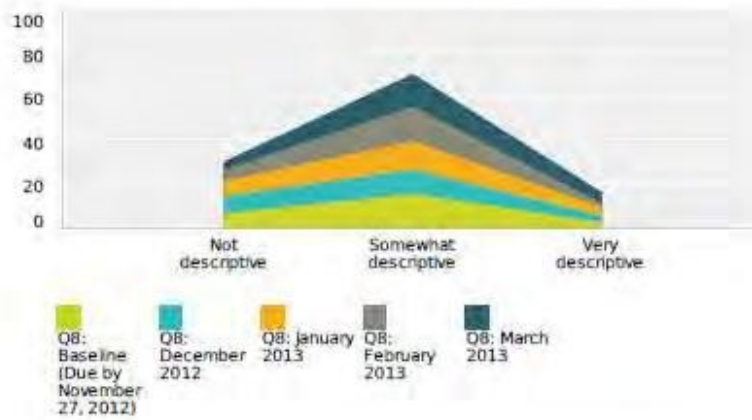


	Not descriptive	Somewhat descriptive	Very descriptive	Total
Q8: Baseline (Due by November 27, 2012)	8.70% 1	65.22% 15	26.09% 6	23
Q8: December 2012	16% 4	56.00% 14	28.00% 7	25
Q8: January 2013	7.69% 2	65.38% 17	26.92% 7	26
Q8: February 2013	0% 0	68% 17	32% 8	25
Q8: March 2013	4% 1	68% 17	28.00% 7	25
Total Respondents	9	80	35	124

Q57 Entiende Las Historias en la TV

Q57 Understands stories on T.V.

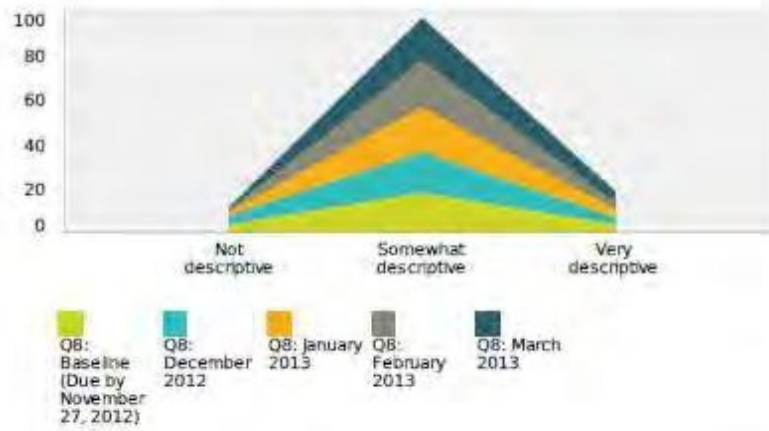
Answered: 116 Skipped: 16



	Not descriptive	Somewhat descriptive	Very descriptive	Total
Q8: Baseline (Due by November 27, 2012)	26.09% 6	65.22% 15	8.70% 2	23
Q8: December 2012	36.36% 8	50% 11	13.64% 3	22
Q8: January 2013	29.17% 7	54.17% 13	16.67% 4	24
Q8: February 2013	21.74% 5	69.57% 16	8.70% 2	23
Q8: March 2013	16.67% 4	62.50% 15	20.83% 5	24
Total Respondents	30	70	16	116

Q58 Entiende Explicaciones Q58 Understands explanations

Answered: 124 Skipped: 8

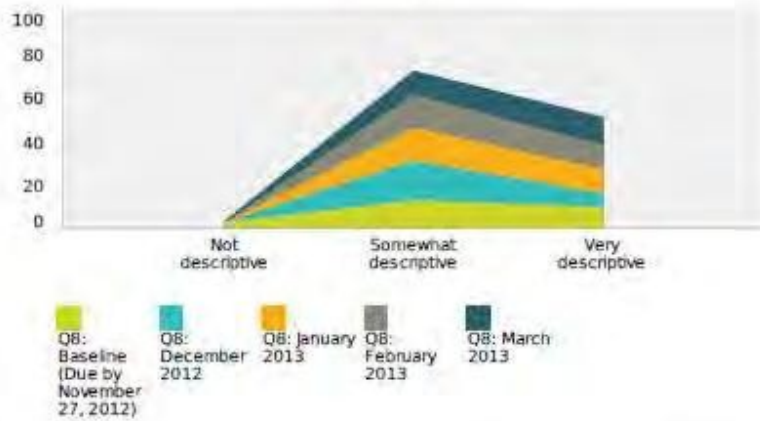


	Not descriptive	Somewhat descriptive	Very descriptive	Total
Q8: Baseline (Due by November 27, 2012)	13.04% 3	73.91% 17	13.04% 3	23
Q8: December 2012	16% 4	72% 18	12% 3	25
Q8: January 2013	7.69% 2	76.92% 20	15.38% 4	26
Q8: February 2013	4% 1	84% 21	12% 3	25
Q8: March 2013	4% 1	76% 19	20% 5	25
Total Respondents	11	95	18	124

Q59 Es Conciente Del Ambiente

Q59 Aware of environment

Answered: 124 Skipped: 0

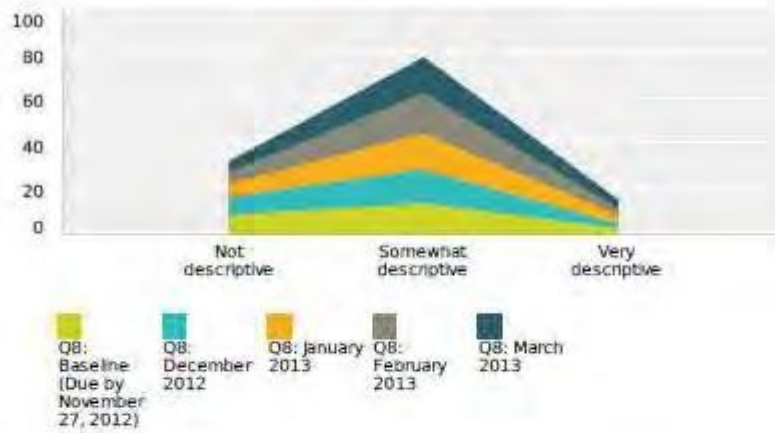


	Not descriptive	Somewhat descriptive	Very descriptive	Total
Q8: Baseline (Due by November 27, 2012)	6.70% 2	52.17% 12	39.13% 9	23
Q8: December 2012	0% 0	75% 18	25% 6	24
Q8: January 2013	0% 0	57.69% 15	42.31% 11	26
Q8: February 2013	0% 0	57.69% 15	42.31% 11	26
Q8: March 2013	4% 1	44% 11	52% 13	25
Total Respondents:	3	71	50	124

Q60 Es Conciente Del Peligro

Q60 Aware of danger

Answered: 125 Skipped: 7

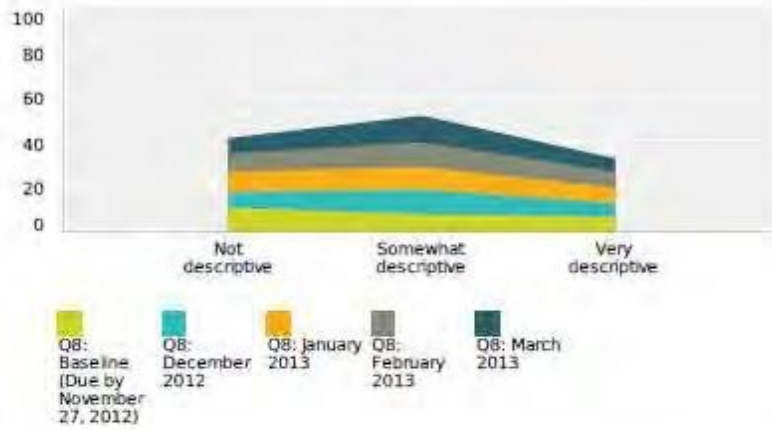


	Not descriptive	Somewhat descriptive	Very descriptive	Total
Q8: Baseline (Due by November 27, 2012)	34.78% 8	56.52% 13	8.70% 2	23
Q8: December 2012	32% 8	60% 15	8% 2	25
Q8: January 2013	23.08% 6	61.54% 16	15.38% 4	26
Q8: February 2013	19.23% 5	69.23% 18	11.54% 3	26
Q8: March 2013	20% 5	64% 16	16% 4	25
Total Respondents	32	78	15	125

Q61 Demuestra Imaginación

Q61 Shows imagination

Answered: 124 Skipped: 8

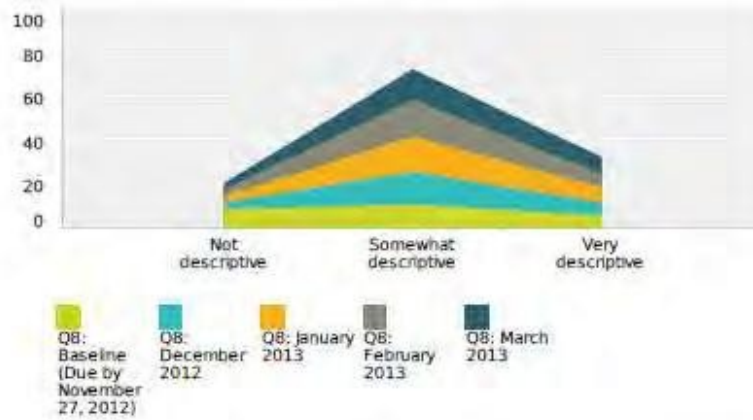


	Not descriptive	Somewhat descriptive	Very descriptive	Total
Q8: Baseline (Due by November 27, 2012)	43.48% 10	30.43% 7	26.09% 6	23
Q8: December 2012	29.17% 7	45.83% 11	25% 6	24
Q8: January 2013	34.62% 9	38.46% 10	26.92% 7	26
Q8: February 2013	30.77% 8	42.31% 11	26.92% 7	26
Q8: March 2013	28.00% 7	48% 12	24% 6	25
Total Respondents	41	51	32	124

Q62 Inicia Actividades

Q62 Initiates activities

Answered: 124 Skipped: 0

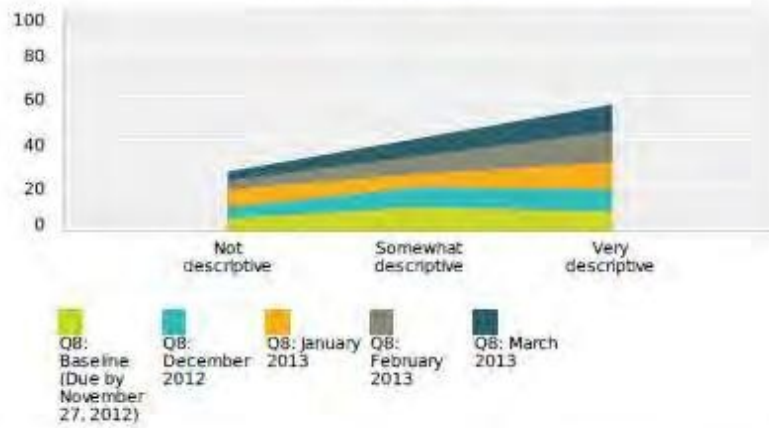


	Not descriptive	Somewhat descriptive	Very descriptive	Total
Q8: Baseline (Due by November 27, 2012)	34.78% 8	43.48% 10	21.74% 5	23
Q8: December 2012	12.50% 3	62.50% 15	25% 6	24
Q8: January 2013	11.54% 3	61.54% 16	26.92% 7	26
Q8: February 2013	11.54% 3	65.38% 17	23.08% 6	26
Q8: March 2013	12% 3	56.00% 14	32% 8	25
Total Respondents	20	72	32	124

Q63 Se Viste Solo/a

Q63 Dresses self

Answered: 123 Skipped: 9

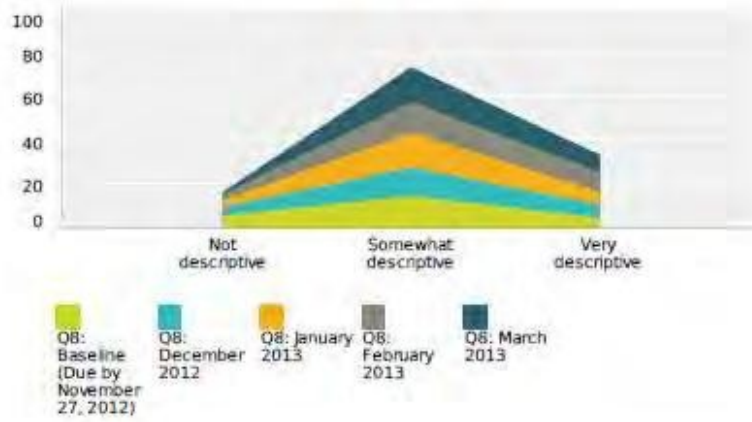


	Not descriptive	Somewhat descriptive	Very descriptive	Total
Q8: Baseline (Due by November 27, 2012)	21.74% 5	43.48% 10	34.78% 8	23
Q8: December 2012	20.83% 5	37.50% 9	41.67% 10	24
Q8: January 2013	30.77% 8	23.08% 6	46.15% 12	26
Q8: February 2013	15.38% 4	30.77% 8	53.85% 14	26
Q8: March 2013	16.67% 4	33.33% 8	50% 12	24
Total Respondents	26	41	56	123

Q64 Es Curioso/a, Interesado/a

Q64 Curious, interested

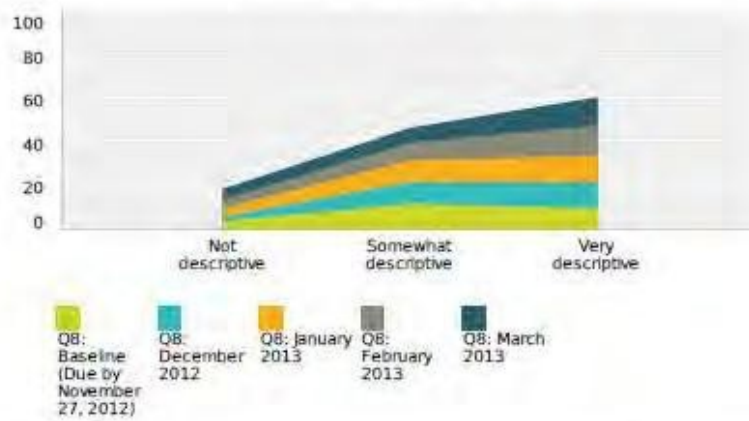
Answered: 122 Skipped: 10



	Not descriptive	Somewhat descriptive	Very descriptive	Total
Q8: Baseline (Due by November 27, 2012)	21.74% 5	60.87% 14	17.39% 4	23
Q8: December 2012	17.39% 4	56.52% 13	26.09% 6	23
Q8: January 2013	12% 3	64% 16	24% 6	25
Q8: February 2013	11.54% 3	53.85% 14	34.62% 9	26
Q8: March 2013	4% 1	64% 16	32% 8	25
Total Respondents	16	73	33	122

Q65 Explora – Es Audaz Q65 Venturesome - explores

Answered: 124 Skipped: 0

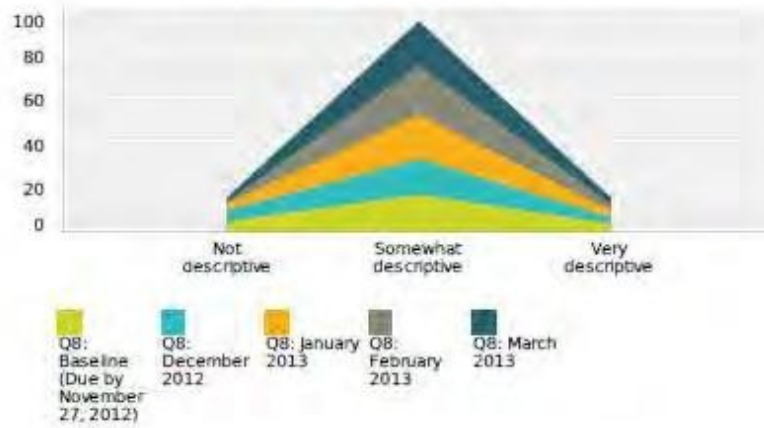


	Not descriptive	Somewhat descriptive	Very descriptive	Total
Q8: Baseline (Due by November 27, 2012)	13.04% 3	47.83% 11	39.13% 9	23
Q8: December 2012	8.33% 2	41.67% 10	50% 12	24
Q8: January 2013	15.38% 4	38.46% 10	46.15% 12	26
Q8: February 2013	15.38% 4	30.77% 8	53.85% 14	26
Q8: March 2013	20% 5	28.00% 7	52% 13	25
Total Respondents	18	46	60	124

Q66 Introvertido – No Abierto

Q66 "Tuned in" - Not spacey

Answered: 124 Skipped: 8

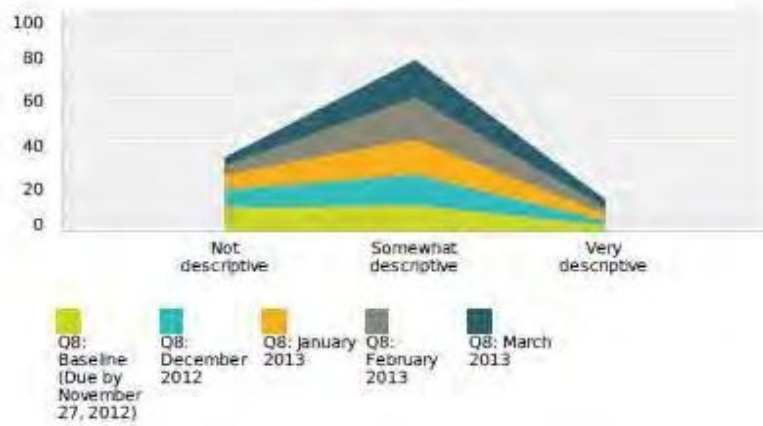


	Not descriptive	Somewhat descriptive	Very descriptive	Total
Q8: Baseline (Due by November 27, 2012)	17.39% 4	69.57% 16	13.04% 3	23
Q8: December 2012	20.83% 5	66.67% 16	12.50% 3	24
Q8: January 2013	11.54% 3	76.92% 20	11.54% 3	26
Q8: February 2013	3.85% 1	84.62% 22	11.54% 3	26
Q8: March 2013	8% 2	80% 20	12% 3	25
Total Respondents	15	94	15	124

Q67 Mira Hacia Donde Miran Otros

Q67 Looks where others are looking

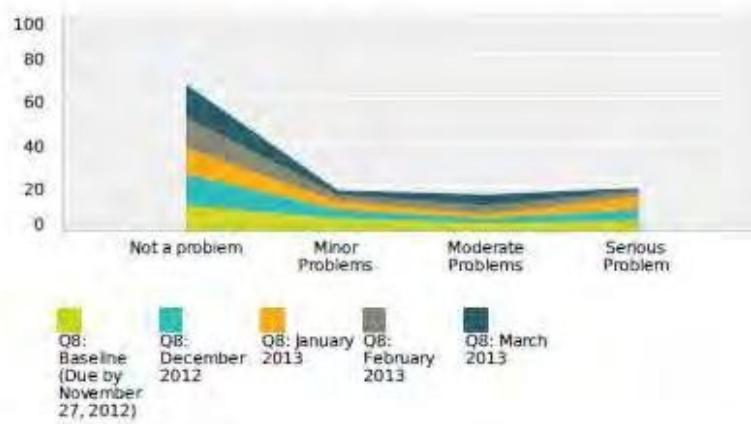
Answered: 124 Skipped: 8



	Not descriptive	Somewhat descriptive	Very descriptive	Total
Q8: Baseline (Due by November 27, 2012)	43.48% 10	47.83% 11	8.70% 2	23
Q8: December 2012	33.33% 8	58.33% 14	8.33% 2	24
Q8: January 2013	26.92% 7	61.54% 16	11.54% 3	26
Q8: February 2013	15.38% 4	73.08% 19	11.54% 3	26
Q8: March 2013	16% 4	68% 17	16% 4	25
Total Respondents	33	77	14	124

Q68 Moja La Cama Q68 Bed wetting

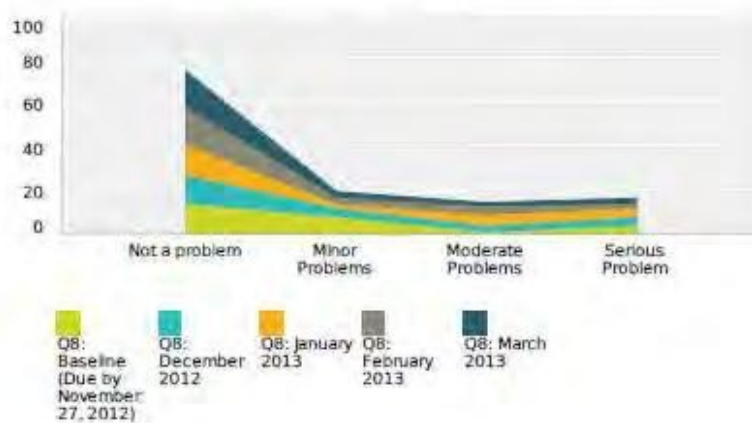
Answered: 119 Skipped: 13



	Not a problem	Minor Problems	Moderate Problems	Serious Problem	Total
Q8: Baseline (Due by November 27, 2012)	47.83% 11	21.74% 5	13.04% 3	17.39% 4	23
Q8: December 2012	56.00% 14	16% 4	8% 2	20% 5	25
Q8: January 2013	50% 12	16.67% 4	8.33% 2	25% 6	24
Q8: February 2013	58.33% 14	12.50% 3	16.67% 4	12.50% 3	24
Q8: March 2013	65.22% 15	8.70% 2	21.74% 5	4.35% 1	23
Total Respondents	66	18	16	19	119

Q69 Moja Los Pantalones/Pañales Q69 Wets pants/diapers

Answered: 123 Skipped: 9

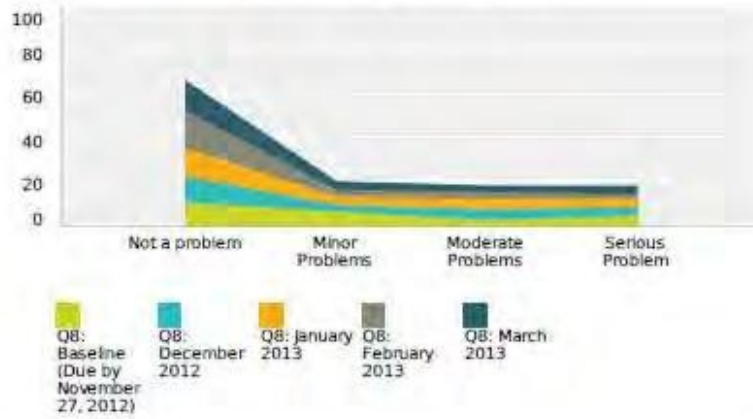


	Not a problem	Minor Problems	Moderate Problems	Serious Problem	Total
Q8: Baseline (Due by November 27, 2012)	56.52% 13	30.43% 7	0% 0	13.04% 3	23
Q8: December 2012	54.17% 13	16.67% 4	12.50% 3	16.67% 4	24
Q8: January 2013	56.00% 14	8% 2	20% 5	16% 4	25
Q8: February 2013	65.38% 17	11.54% 3	15.38% 4	7.69% 2	26
Q8: March 2013	68% 17	12% 3	8% 2	12% 3	25
Total Respondents	74	19	14	16	123

Q70 Se Hace Pupu En Los Pantalones/Pañales

Q70 Soils pants/diapers

Answered: 122 Skipped: 10

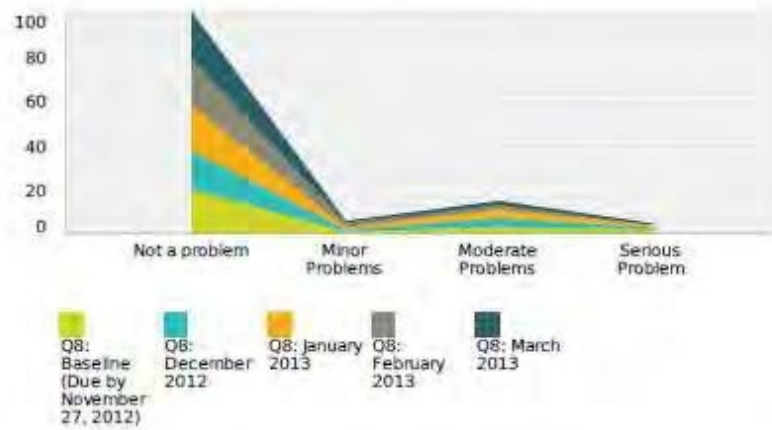


	Not a problem	Minor Problems	Moderate Problems	Serious Problem	Total
Q8: Baseline (Due by November 27, 2012)	45.45% 10	27.27% 6	9.09% 2	18.18% 4	22
Q8: December 2012	50% 12	12.50% 3	20.83% 5	16.67% 4	24
Q8: January 2013	50% 13	15.38% 4	19.23% 5	15.38% 4	26
Q8: February 2013	68% 17	12% 3	12% 3	8% 2	25
Q8: March 2013	56.00% 14	16% 4	12% 3	16% 4	25
Total Respondents	66	20	18	18	122

Q71 Diarrhea

Q71 Diarrhea

Answered: 121 Skipped: 11

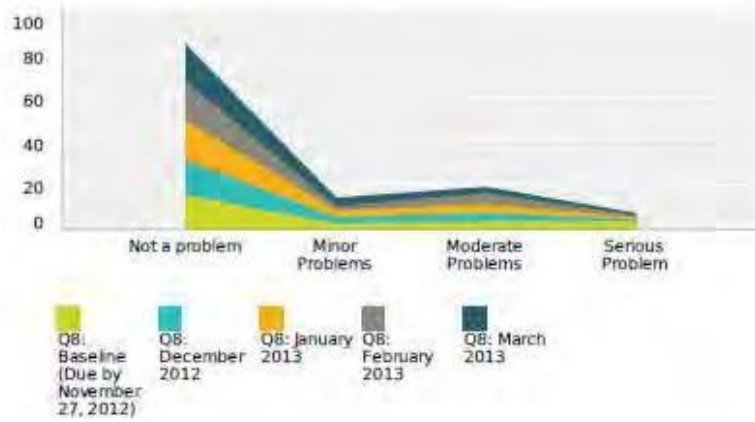


	Not a problem	Minor Problems	Moderate Problems	Serious Problem	Total
Q8: Baseline (Due by November 27, 2012)	86.36% 19	0% 0	9.09% 2	4.55% 1	22
Q8: December 2012	73.91% 17	4.35% 1	17.39% 4	4.35% 1	23
Q8: January 2013	76.92% 20	3.85% 1	15.38% 4	3.85% 1	26
Q8: February 2013	84% 21	8% 2	8% 2	0% 0	25
Q8: March 2013	84% 21	4% 1	8% 2	4% 1	25
Total Respondents	98	5	14	4	121

Q72 Estreñimiento

Q72 Constipación

Answered: 124 Skipped: 0

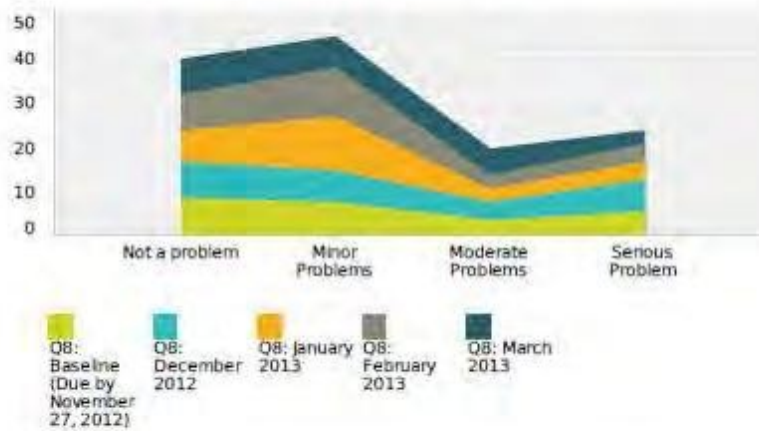


	Not a problem	Minor Problems	Moderate Problems	Serious Problem	Total
Q8: Baseline (Due by November 27, 2012)	65.22% 15	8.70% 2	13.04% 3	13.04% 3	23
Q8: December 2012	66.67% 16	12.50% 3	16.67% 4	4.17% 1	24
Q8: January 2013	69.23% 18	11.54% 3	15.38% 4	3.85% 1	26
Q8: February 2013	69.23% 18	7.69% 2	19.23% 5	3.85% 1	26
Q8: March 2013	68% 17	16% 4	12% 3	4% 1	25
Total Respondents	84	14	19	7	124

Q73 Problemas Para Dormir

Q73 Sleep problems

Answered: 125 Skipped: 7

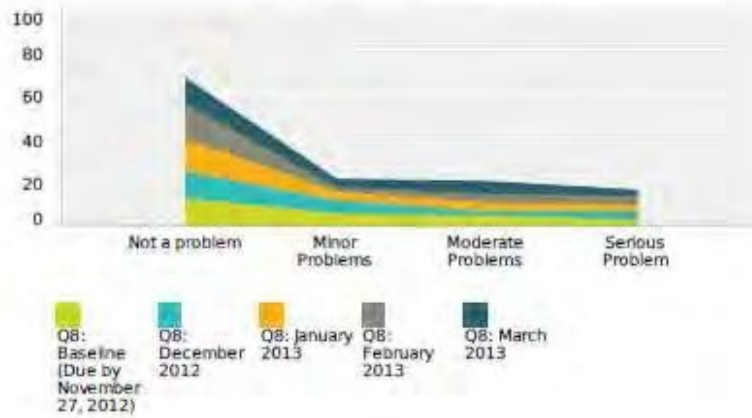


	Not a problem	Minor Problems	Moderate Problems	Serious Problem	Total
Q8: Baseline (Due by November 27, 2012)	34.78% 8	30.43% 7	13.04% 3	21.74% 5	23
Q8: December 2012	30.77% 8	26.92% 7	15.38% 4	26.92% 7	26
Q8: January 2013	26.92% 7	46.15% 12	11.54% 3	15.38% 4	26
Q8: February 2013	30.77% 8	42.31% 11	11.54% 3	15.38% 4	26
Q8: March 2013	33.33% 8	29.17% 7	25% 6	12.50% 3	24
Total Respondents	39	44	19	23	125

Q74 Come Mucho/Muy Poco

Q74 Eats too much/too little

Answered: 124 Skipped: 8

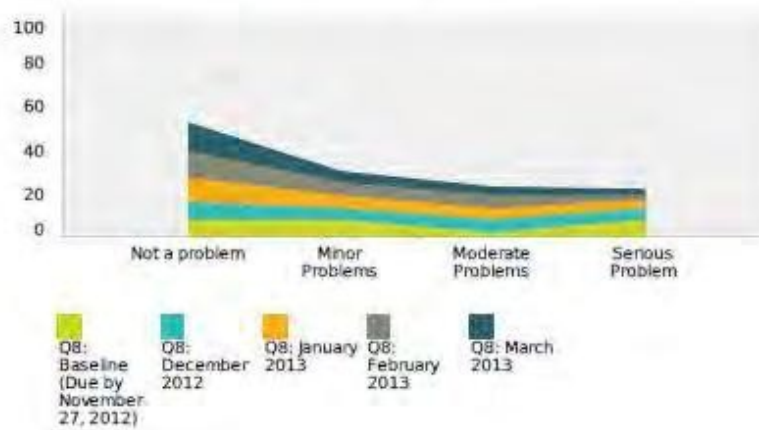


	Not a problem	Minor Problems	Moderate Problems	Serious Problem	Total
Q8: Baseline (Due by November 27, 2012)	52.17% 12	21.74% 5	17.39% 4	8.70% 2	23
Q8: December 2012	50% 12	25% 6	8.33% 2	16.67% 4	24
Q8: January 2013	57.69% 15	15.38% 4	15.38% 4	11.54% 3	26
Q8: February 2013	61.54% 16	7.69% 2	15.38% 4	15.38% 4	26
Q8: March 2013	48% 12	16% 4	24% 6	12% 3	25
Total Respondents	67	21	20	16	124

Q75 Dieta Extremadamente Limitada

Q75 Extremely limited diet

Answered: 123 Skipped: 9

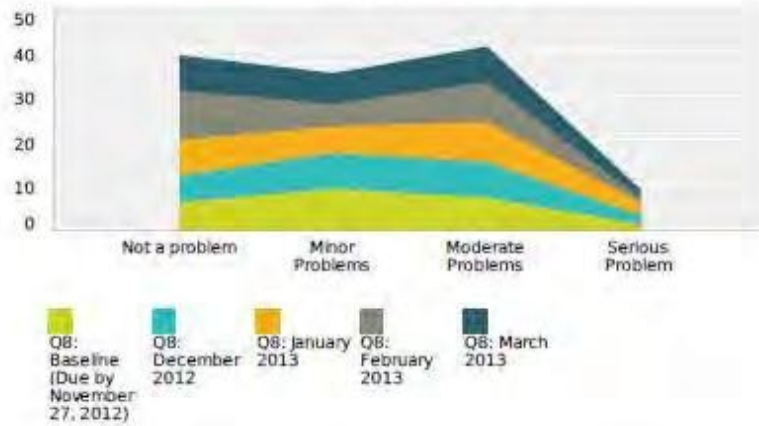


	Not a problem	Minor Problems	Moderate Problems	Serious Problem	Total
Q8: Baseline (Due by November 27, 2012)	31.82% 7	31.82% 7	4.55% 1	31.82% 7	22
Q8: December 2012	33.33% 8	20.83% 5	25% 6	20.83% 5	24
Q8: January 2013	42.31% 11	23.08% 6	19.23% 5	15.38% 4	26
Q8: February 2013	46.15% 12	23.08% 6	23.08% 6	7.69% 2	26
Q8: March 2013	52% 13	20% 5	16% 4	12% 3	25
Total Respondents	51	29	22	21	123

Q76 Hiperactivo/a

Q76 Hyperactive

Answered: 124 Skipped: 8

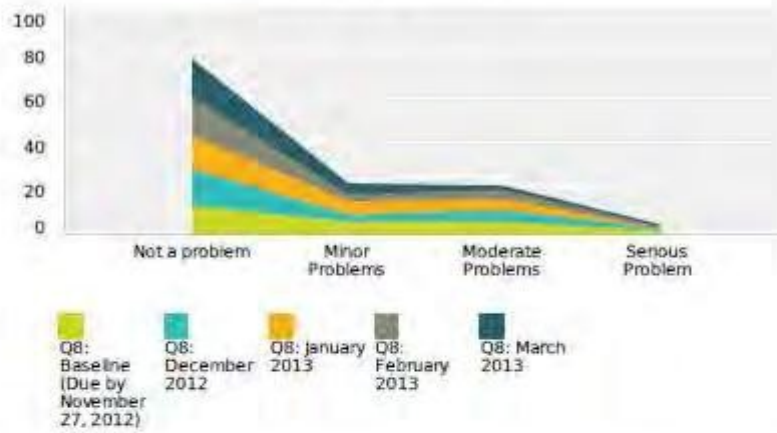


	Not a problem	Minor Problems	Moderate Problems	Serious Problem	Total
Q8: Baseline (Due by November 27, 2012)	26.09% 6	39.13% 9	30.43% 7	4.35% 1	23
Q8: December 2012	25% 6	33.33% 8	33.33% 8	8.33% 2	24
Q8: January 2013	30.77% 8	23.08% 6	34.62% 9	11.54% 3	26
Q8: February 2013	42.31% 11	19.23% 5	34.62% 9	3.85% 1	26
Q8: March 2013	32% 8	28.00% 7	32% 8	8% 2	25
Total Respondents	39	35	41	9	124

Q77 Letárgico/a

Q77 Lethargic

Answered: 124 Skipped: 0

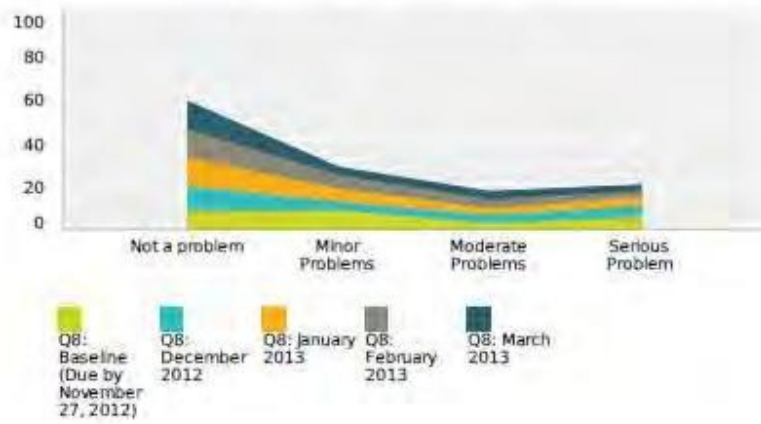


	Not a problem	Minor Problems	Moderate Problems	Serious Problem	Total
Q8: Baseline (Due by November 27, 2012)	52.17% 12	21.74% 5	21.74% 5	4.35% 1	23
Q8: December 2012	64% 16	12% 3	20% 5	4% 1	25
Q8: January 2013	57.69% 15	23.08% 6	19.23% 5	0% 0	26
Q8: February 2013	68% 17	12% 3	16% 4	4% 1	25
Q8: March 2013	68% 17	20% 5	8% 2	4% 1	25
Total Respondents	77	22	21	4	124

Q78 Se Golpea O Se Hiere A Si Mismo/a

Q78 Hits or injures self

Answered: 123 Skipped: 9

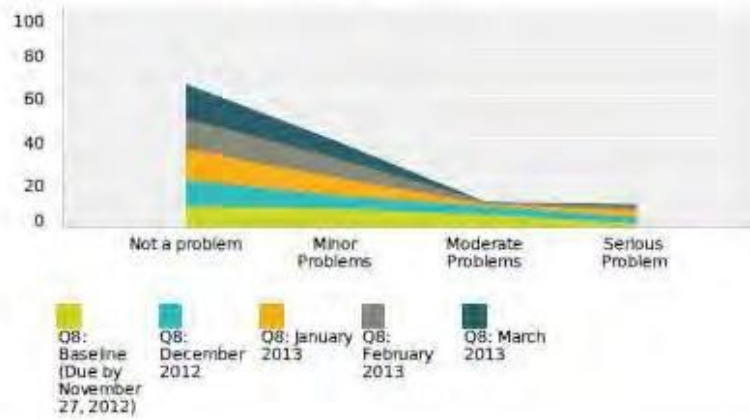


	Not a problem	Minor Problems	Moderate Problems	Serious Problem	Total
Q8: Baseline (Due by November 27, 2012)	34.78% 8	34.78% 8	8.70% 2	21.74% 5	23
Q8: December 2012	45.83% 11	16.67% 4	16.67% 4	20.83% 5	24
Q8: January 2013	50% 13	23.08% 6	11.54% 3	15.38% 4	26
Q8: February 2013	50% 13	23.08% 6	15.38% 4	11.54% 3	26
Q8: March 2013	54.17% 13	16.67% 4	16.67% 4	12.50% 3	24
Total Respondents	58	28	17	20	123

Q79 Golpea o Hiere a Otros

Q79 Hits or injures others

Answered: 125 Skipped: 7

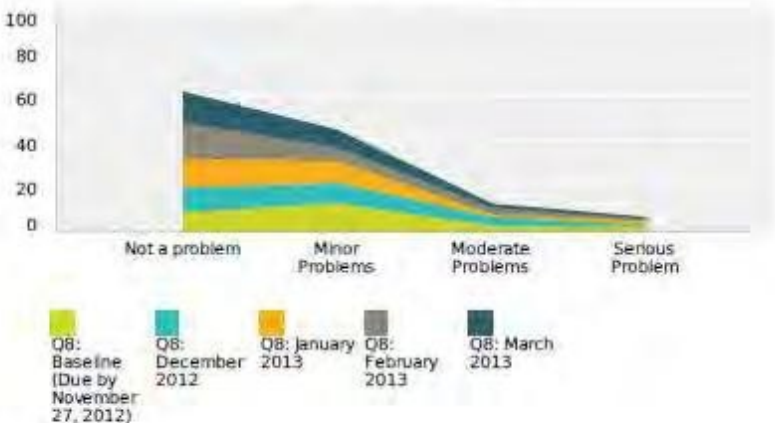


	Not a problem	Minor Problems	Moderate Problems	Serious Problem	Total
Q8: Baseline (Due by November 27, 2012)	39.13% 9	34.78% 8	21.74% 5	4.35% 1	23
Q8: December 2012	48% 12	24% 6	16% 4	12% 3	25
Q8: January 2013	53.85% 14	30.77% 8	3.85% 1	11.54% 3	26
Q8: February 2013	53.85% 14	34.62% 9	3.85% 1	7.69% 2	26
Q8: March 2013	64% 16	32% 8	0% 0	4% 1	25
Total Respondents	65	39	11	10	125

Q80 Es Destructivo/a

Q80 Destructive

Answered: 125 Skipped: 7

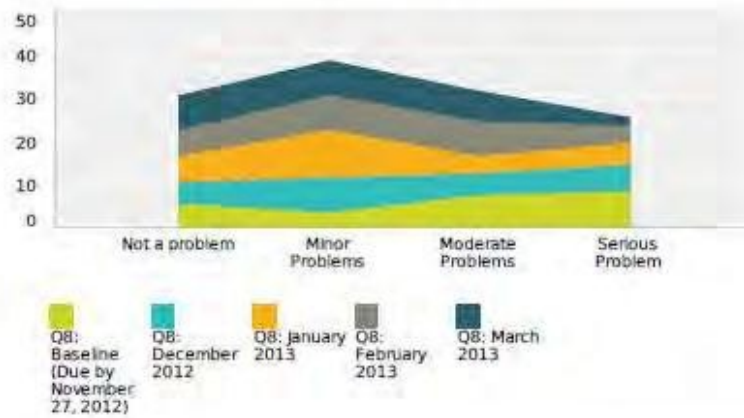


	Not a problem	Minor Problems	Moderate Problems	Serious Problem	Total
Q8: Baseline (Due by November 27, 2012)	34.78% 8	52.17% 12	8.70% 2	4.35% 1	23
Q8: December 2012	44% 11	36% 9	16% 4	4% 1	25
Q8: January 2013	50% 13	38.46% 10	3.85% 1	7.69% 2	26
Q8: February 2013	61.54% 16	23.08% 6	11.54% 3	3.85% 1	26
Q8: March 2013	56.00% 14	32% 8	8% 2	4% 1	25
Total Respondents	62	45	12	6	125

Q81 Sensible A Los Sonidos

Q81 Sound-sensitive

Answered: 124 Skipped: 8

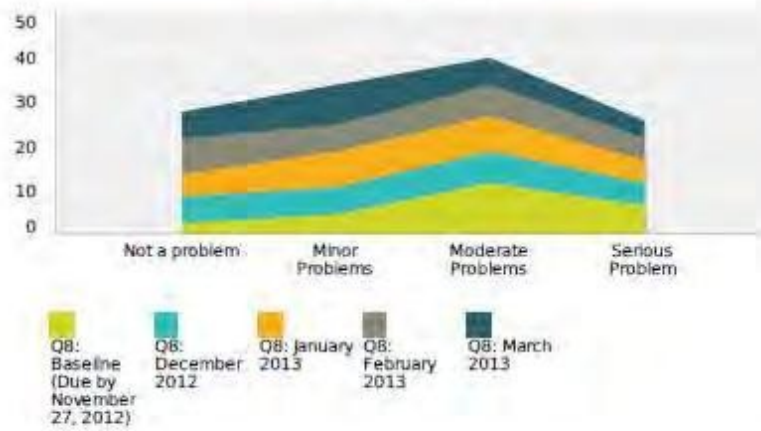


	Not a problem	Minor Problems	Moderate Problems	Serious Problem	Total
Q8: Baseline (Due by November 27, 2012)	21.74% 5	13.04% 3	30.43% 7	34.78% 8	23
Q8: December 2012	20.83% 5	33.33% 8	20.83% 5	25% 6	24
Q8: January 2013	23.08% 6	42.31% 11	15.38% 4	19.23% 5	26
Q8: February 2013	23.08% 6	30.77% 8	30.77% 8	15.38% 4	26
Q8: March 2013	32% 8	32% 8	28.00% 7	8% 2	25
Total Respondents	30	38	31	25	124

Q82 Ansioso/a o Temeroso/a

Q82 Anxious/fearing

Answered: 124 Skipped: 8

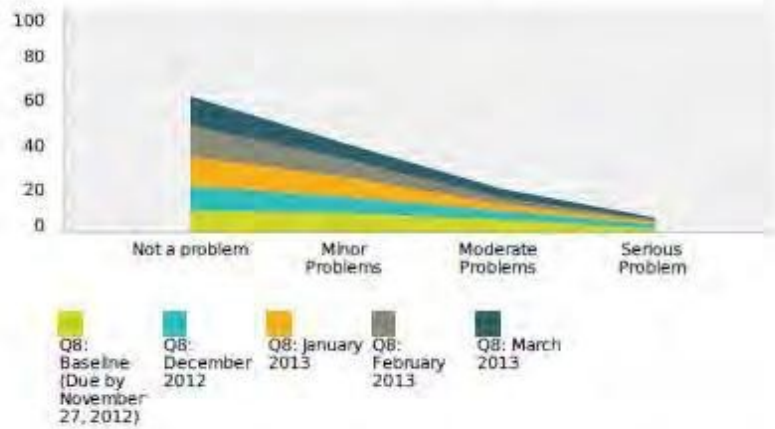


	Not a problem	Minor Problems	Moderate Problems	Serious Problem	Total
Q8: Baseline (Due by November 27, 2012)	8.70% 2	17.39% 4	47.83% 11	26.09% 6	23
Q8: December 2012	25% 6	25% 6	29.17% 7	20.83% 5	24
Q8: January 2013	19.23% 5	30.77% 8	30.77% 8	19.23% 5	26
Q8: February 2013	30.77% 8	23.08% 6	26.92% 7	19.23% 5	26
Q8: March 2013	24% 6	36% 9	24% 6	16% 4	25
Total Respondents	27	33	39	25	124

Q83 Infeliz o Llorón/ona

Q83 Unhappy/crying

Answered: 124 Skipped: 8

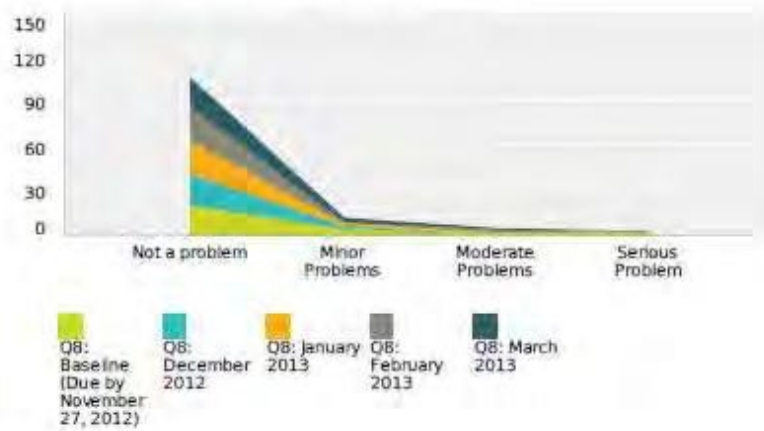


	Not a problem	Minor Problems	Moderate Problems	Serious Problem	Total
Q8: Baseline (Due by November 27, 2012)	39.13% 9	34.78% 8	21.74% 5	4.35% 1	23
Q8: December 2012	45.83% 11	29.17% 7	16.67% 4	8.33% 2	24
Q8: January 2013	50% 13	34.62% 9	11.54% 3	3.85% 1	26
Q8: February 2013	53.85% 14	30.77% 8	11.54% 3	3.85% 1	26
Q8: March 2013	52% 13	28.00% 7	16% 4	4% 1	25
Total Respondents	60	39	19	6	124

Q84 Convulsiones

Q84 Seizures

Answered: 122 Skipped: 10

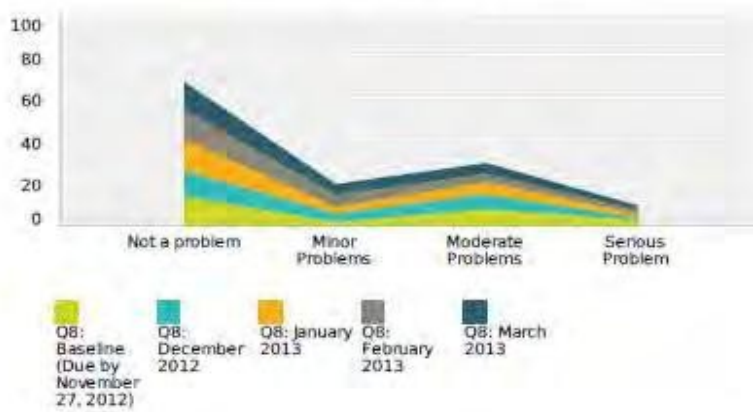


	Not a problem	Minor Problems	Moderate Problems	Serious Problem	Total
Q8: Baseline (Due by November 27, 2012)	82.61% 19	13.04% 3	0% 0	4.35% 1	23
Q8: December 2012	87.50% 21	8.33% 2	0% 0	4.17% 1	24
Q8: January 2013	88% 22	8% 2	4% 1	0% 0	25
Q8: February 2013	88.46% 23	3.85% 1	7.69% 2	0% 0	26
Q8: March 2013	83.33% 20	12.50% 3	4.17% 1	0% 0	24
Total Respondents	105	11	4	2	122

Q85 Hablar Obsesivo

Q85 Obsessive speech

Answered: 124 Skipped: 0

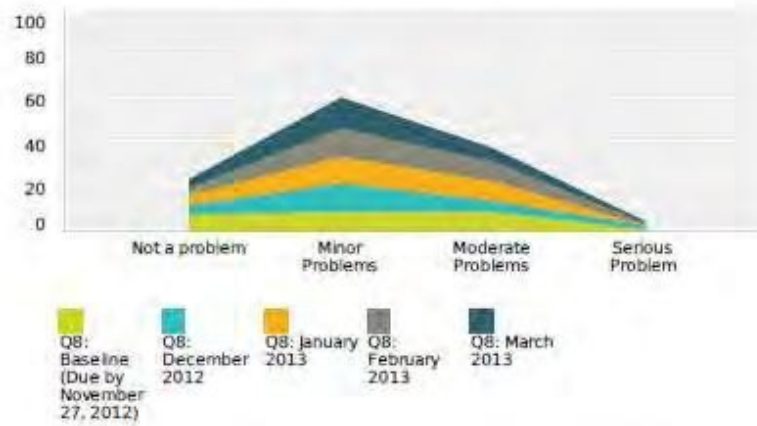


	Not a problem	Minor Problems	Moderate Problems	Serious Problem	Total
Q8: Baseline (Due by November 27, 2012)	56.52% 13	4.35% 1	30.43% 7	8.70% 2	23
Q8: December 2012	50% 12	16.67% 4	29.17% 7	4.17% 1	24
Q8: January 2013	57.69% 15	11.54% 3	23.08% 6	7.69% 2	26
Q8: February 2013	53.85% 14	23.08% 6	15.38% 4	7.69% 2	26
Q8: March 2013	52% 13	20% 5	20% 5	8% 2	25
Total Respondents	67	19	29	9	124

Q86 Rutinas Rígidas

Q86 Rigid Routines

Answered: 124 Skipped: 8

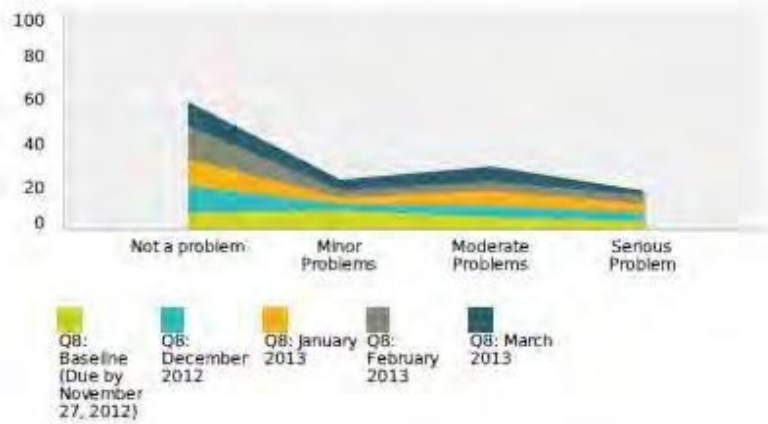


	Not a problem	Minor Problems	Moderate Problems	Serious Problem	Total
Q8: Baseline (Due by November 27, 2012)	30.43% 7	34.78% 8	34.78% 8	0% 0	23
Q8: December 2012	16.67% 4	54.17% 13	20.83% 5	8.33% 2	24
Q8: January 2013	19.23% 5	46.15% 12	34.62% 9	0% 0	26
Q8: February 2013	11.54% 3	50% 13	34.62% 9	3.85% 1	26
Q8: March 2013	16% 4	56.00% 14	24% 6	4% 1	25
Total Respondents	23	60	37	4	124

Q87 Vociferar y Gritar

Q87 Shouts and screams

Answered: 124 Skipped: 8

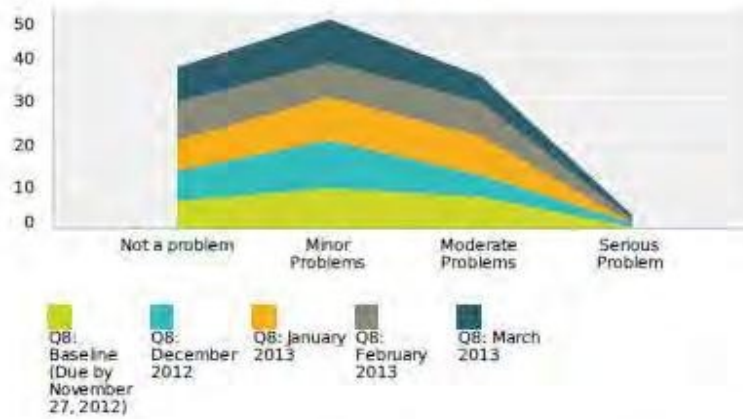


	Not a problem	Minor Problems	Moderate Problems	Serious Problem	Total
Q8: Baseline (Due by November 27, 2012)	30.43% 7	34.78% 8	21.74% 5	13.04% 3	23
Q8: December 2012	50% 12	12.50% 3	20.83% 5	16.67% 4	24
Q8: January 2013	46.15% 12	11.54% 3	26.92% 7	15.38% 4	26
Q8: February 2013	57.69% 15	11.54% 3	15.38% 4	15.38% 4	26
Q8: March 2013	44% 11	20% 5	28.00% 7	8% 2	25
Total Respondents	57	22	28	17	124

Q88 Exige Similaridad

Q88 Demands sameness

Answered: 123 Skipped: 9

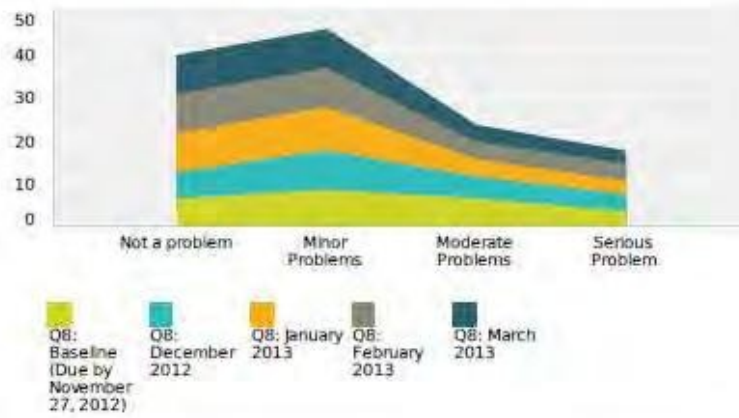


	Not a problem	Minor Problems	Moderate Problems	Serious Problem	Total
Q8: Baseline (Due by November 27, 2012)	27.27% 6	40.91% 9	31.82% 7	0% 0	22
Q8: December 2012	29.17% 7	45.83% 11	20.83% 5	4.17% 1	24
Q8: January 2013	26.92% 7	38.46% 10	34.62% 9	0% 0	26
Q8: February 2013	34.62% 9	30.77% 8	30.77% 8	3.85% 1	26
Q8: March 2013	32% 8	40% 10	24% 6	4% 1	25
Total Respondents	37	48	35	3	123

Q89 Agitado/a A Menudo

Q89 Often agitated

Answered: 124 Skipped: 6

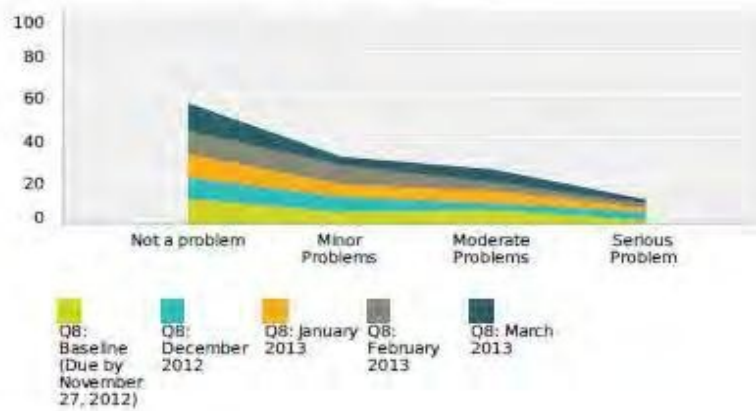


	Not a problem	Minor Problems	Moderate Problems	Serious Problem	Total
Q8: Baseline (Due by November 27, 2012)	26.09% 6	34.78% 8	26.09% 6	13.04% 3	23
Q8: December 2012	25% 6	37.50% 9	20.83% 5	16.67% 4	24
Q8: January 2013	34.62% 9	38.46% 10	15.38% 4	11.54% 3	26
Q8: February 2013	34.62% 9	34.62% 9	15.38% 4	15.38% 4	26
Q8: March 2013	36% 9	36% 9	16% 4	12% 3	25
Total Respondents	39	45	23	17	124

Q90 No Es Sensible Al Dolor

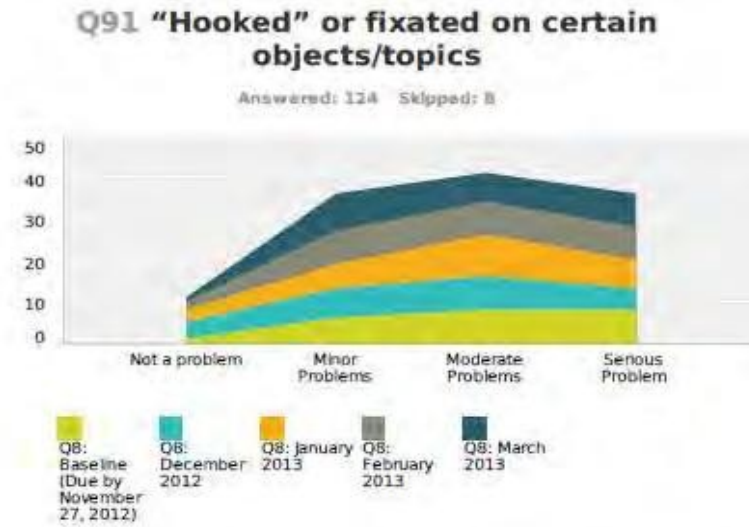
Q90 Not sensitive to pain

Answered: 123 Skipped: 9



	Not a problem	Minor Problems	Moderate Problems	Serious Problem	Total
Q8: Baseline (Due by November 27, 2012)	47.83% 11	21.74% 5	26.09% 6	4.35% 1	23
Q8: December 2012	41.67% 10	29.17% 7	12.50% 3	16.67% 4	24
Q8: January 2013	44% 11	24% 6	24% 6	8% 2	25
Q8: February 2013	42.31% 11	34.62% 9	15.38% 4	7.69% 2	26
Q8: March 2013	52% 13	16% 4	24% 6	8% 2	25
Total Respondents	56	31	25	11	123

Q91 Se “Engancha” o “Queda Pegado” Con Ciertos Objetos/Temas

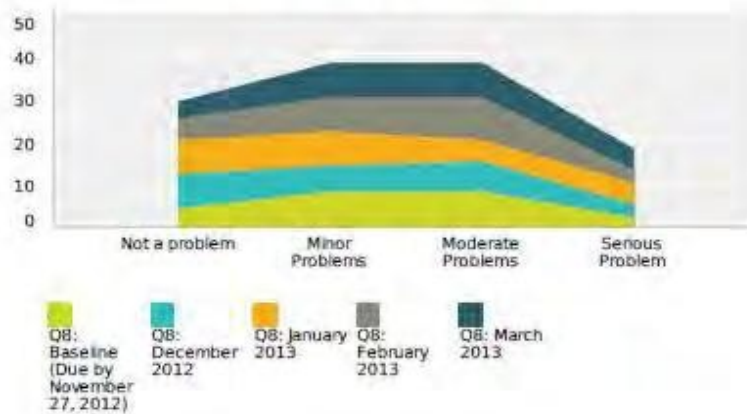


	Not a problem	Minor Problems	Moderate Problems	Serious Problem	Total
Q8: Baseline (Due by November 27, 2012)	4.35% 1	26.09% 6	34.78% 8	34.78% 8	23
Q8: December 2012	16.67% 4	29.17% 7	33.33% 8	20.83% 5	24
Q8: January 2013	11.54% 3	23.08% 6	38.46% 10	26.92% 7	26
Q8: February 2013	7.69% 2	30.77% 8	30.77% 8	30.77% 8	26
Q8: March 2013	4% 1	36% 9	28.00% 7	32% 8	25
Total Respondents	11	36	41	36	124

Q92 Movimientos Repetitivos

Q92 Repetitive movements

Answered: 123 Skipped: 8



	Not a problem	Minor Problems	Moderate Problems	Serious Problem	Total
Q8: Baseline (Due by November 27, 2012)	18.18% 4	36.36% 8	36.36% 8	9.09% 2	22
Q8: December 2012	33.33% 8	25% 6	29.17% 7	12.50% 3	24
Q8: January 2013	30.77% 8	30.77% 8	19.23% 5	19.23% 5	26
Q8: February 2013	19.23% 5	30.77% 8	38.46% 10	11.54% 3	26
Q8: March 2013	16% 4	32% 8	32% 8	20% 5	25
Total Respondents	29	38	38	18	123

Conclusiones

1. La transmisión global desde nuestro sitio de Arizona a lugares cercanos y muy distantes en la tierra ha sido exitosa;
2. En el nivel de cuatro meses, tanto los niños como los padres están contentos con los resultados positivos experimentados hasta la fecha y
3. Los costos financieros anuales por familia son menores que los incurridos con sus propios costos anuales de teléfono celular.

Referencias

- 1.- Tiller WA. Science and Human Transformation: Subtle Energies, Intentionality and Consciousness. Walnut Creek, CA: Pavior Publishing, 1997.
- 2.- Tiller WA, Dibble WE Jr, Kohane MJ. Conscious Acts of Creation: The Emergence of a New Physics. Walnut Creek, CA: Pavior Publishing, 2001.
- 3.- Tiller WA, Dibble WE Jr, Nunley R, Shealy CN. Towards general experimentation and discovery in 'conditioned' laboratory spaces, Part I: Experimental pH-change findings at some remote sites. J Altern Complement Med 2004;10:1 145-157.
- 4.- Tiller WA, Dibble WE Jr, Nunley R, Shealy CN. Towards general experimentation and discovery in 'conditioned' laboratory spaces, Part II: pH change experience at four remote sites, one year later. J Altern Complement Med 2004;10:2 301-306.
- 5.- Tiller WA, Dibble WE Jr. New experimental evidence revealing an unexpected dimension to materials science and engineering. Mat Res Innovations. 2001;5:21-34.
- 6.- Tiller W A, Dibble WE Jr, Orlando G, Migli A, et al. Towards general experimentation and discovery in 'conditioned' laboratory spaces, Part IV: Macroscopic information entanglement between sites ~6000 miles apart. J Altern Complement Med. 2005;11:973-976.
- 7.- Tiller W A, Dibble WE, Jr, Fandel J G. Some Science Adventures with Real Magic. Walnut Creek, CA: Pavior Publishing, 2005.
- 8.- Tiller WA. Psychoenergetic Science: A Second Copernican-Scale Revolution. Walnut Creek, CA: Pavior Publishing, 2007.
- 9.- Tiller W A, Dibble WE Jr. Towards general experimentation and discovery in 'conditioned' laboratory spaces, Part V: Data on ten different sites using a new type of detector. J Altern Complement Med. 2005;11:973-976.
- 10.- Tiller WA, Dibble WE Jr, Pajunen GA, Purnell JJ. Altering the acid/alkaline balance of water via the use of an intention host device. J Altern Complement Med. 2009;15:9 963-968.

11.- Reed CR. The effects of intention on decreasing anxiety and depression utilizing intention imprinted devices. Doctor of Theology degree thesis, Holos University Graduate Seminary, Missouri, 2005.

12.- Tiller WA, Reed CR. The effect of intention on decreasing human anxiety and depression via broadcasting from an intention-host device-conditioned experimental space, White Paper XVI. Online document at www.tiller.org, 2010.

13.- Tiller WA, Miller S. Proof of the power of intention: The autism Intention research project. Online audio, Awakening Zone Radio, 2013.
<https://www.awakeningzone.com/Episode.aspx?EpisodeID=2007>.

Sepa mas sobre las ultimas aplicaciones practicas de la tecnología del Dr, Tiller en <http://www.merrakiinstitute.com/projects/>

©William A. Tiller - www.tiller.org